



THE CORPORATE ACCOUNTABILITY COALITION
2016 REPORT CARD



The CAC

CENTER FOR
CORPORATE
POLICY

 **CORPORATE
ACCOUNTABILITY
INTERNATIONAL**
CHALLENGING ABUSE. PROTECTING PEOPLE

 **CORPWATCH**
Holding Corporations Accountable

 **EARTHRIGHTS INTERNATIONAL**

 **icar**
international
corporate
accountability
roundtable

The Corporate Accountability Coalition is an alliance of organizations whose work includes a focus on issues of corporate accountability and transparency, abuse of power by corporations, responsible business practices, and the rights of people.

The Center for Corporate Policy (CCP)

Corporate Accountability International (CAI)

CorpWatch

EarthRights International (ERI)

The International Corporate Accountability Roundtable (ICAR)

Table of Contents

Introduction	3
Methodology	5
Score Breakdown	8
Senate Scores	11
House Scores	22
Summary of Bills	54
Appendix (Raw Data)	76

Introduction

What does the future hold for the U.S. government's approach to corporate power, accountability and transparency?

That's the question we're asking ourselves as we issue this fifth edition of the Corporate Accountability Coalition's Congressional Report Card. Over the past five years, as we have been closely monitoring Congress's performance on corporate accountability issues, we have seen little progress overall. Congress has not managed to pass any substantial legislation – let alone a constitutional amendment – aimed at counteracting the effects of the Supreme Court's disastrous Citizens United ruling, which allowed unlimited corporate spending to influence elections.

At the same time, public perceptions indicate that Americans are increasingly concerned about corporate power and abuse. A 2016 survey¹ indicates that 56% of Americans believe that corporations have become “less just” over the past decade, up from 42% in the same survey in 2015. Only 23% said that corporations have become “more just.” A majority – 52% – also said that corporate behavior is heading in the “wrong direction,” while only 26% said it was heading in the “right direction.” And Americans are hungry for greater transparency – 81% say they would be likely to look for information on how “just” a corporation is, if it were available.

¹ 2016 Survey on Corporate America, JUST Capital, https://justcapital.com/s/2016-survey-results_2016_1103-small.pdf.

Despite these widely-held concerns, Congress is not paying much attention to corporate accountability. We have seen little significant change in the overall level of support for measures to curb corporate power and improve corporate accountability and transparency. In fact, in this edition of the Report Card, there were three scored votes in each House of Congress – and on each vote, the anti-accountability position prevailed.

There were two bright spots amid this continued lack of action in favor of accountability. First, the Senate passed one pro-accountability measure – the Truth in Settlements Act, which would increase transparency of settlements between the federal government and corporations that have violated the law – by unanimous consent. Unfortunately, the bill did not advance in the House.

Second, Congress finally did enact a pro-accountability provision, the Global Magnitsky Human Rights Accountability Act. This law allows the President to impose sanctions on foreign persons, including corporations, that have committed human rights abuses. After being passed by unanimous consent in the Senate, the substance of the

bill was included in and enacted as part of the National Defense Authorization Act for 2017.

For Global Magnitsky to be effective, however, it depends on enforcement by the President. It gives another tool to the President to enforce human rights law against abuses by corporations and others, but the Trump Administration needs to use that tool. And the early evidence suggests that reining in corporate power is not a priority for this administration.

The Corporate Accountability Coalition believes that there is ample evidence for widespread concern about corporate power, accountability, and transparency. We urge Congress – and the President – to heed these concerns, and reverse the trend of corporate capture of our democracy, and corporate immunity from our laws. This Report Card has demonstrated that there are plenty of good ideas in advancing corporate accountability and transparency – but Congress needs to act on them.

Methodology

This Report Card focuses on the most relevant congressional activity relating to corporate power, transparency and accountability during the 114th Congress. The scores presented are an attempt at an objective tally of how many actions in favor of corporate accountability each member supported. The scores do not represent an endorsement of any member of Congress in any election.

Scores are divided into two components, an “**action**” component and a “**leadership**” component, each of which is equally weighted in calculating the overall score. The action component evaluates whether the member voted or took other action, such as signing on to letters, in favor of the Corporate Accountability Coalition’s position. For votes we only score roll call votes, and non-bill measures are only included if all legislators had the opportunity to participate in them. When it is time to act, we expect all members to support corporate accountability; during this

session, for example, a Senator would have had to vote in favor of the CAC’s position on all three scored votes in order to receive full credit for action.

In calculating the action score we exclude actions where the member was unavailable for medical reasons or away on official business. This is marked by an N/A in the table. Otherwise, if a member does not vote, inaction is scored as acting against the measure in question. Failing to vote for a pro-accountability measure is counted as an anti-accountability action; failing to vote for an anti-accountability measure is treated as a pro-accountability action.

The “leadership” component evaluates whether the member has been a leader in pushing pro-accountability bills, by measuring how many of these bills the member has co-sponsored. We expect that legislators will join in

co-sponsoring at least half the corporate accountability bills that have not yet received a vote – during this session, for example, a Senator can earn full credit for the leadership component by co-sponsoring at least seven of the fourteen bills at issue.


Although there are typically more measures in the “leadership” category than “action,” each category counts for half the overall score.

This Report Card does not include scores for non-voting members. We do, however, recognize that they can play an important role in leadership on corporate accountability by co-sponsoring bills. In addition, we did not score

members who served for less than half of the 114th Congress (i.e., less than one year).

A note on Citizens United “fixes” and corporate spending disclosure acts: Due to the number of highly similar bills on these two issues, for the purpose of scoring we have grouped together several highly similar bills.


The information for the scores was taken from the Library of Congress website, www.govtrack.us, www.opencongress.org, and www.votesmart.org.



Native Nations Rise set up a teepee camp next to the Washington Monument, in view of the White House, in Washington, D.C. March 7, 2017 in support of indigenous communities affected by the Dakota Access Pipeline.

PHOTO CC BY VICTORIA PICKERING

SCORE BREAKDOWN



57%

of Congress scored between
0% and 25%.



8%

of Congress scored between
26% and 50%.



26%

of Congress scored between
51% and 75%.



9%

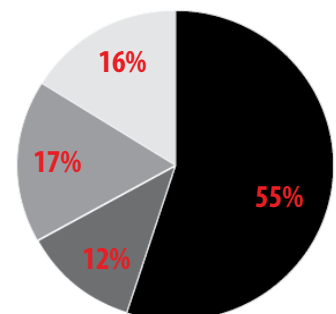
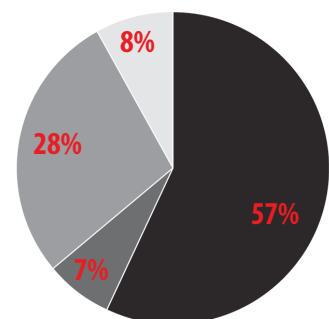
of Congress scored between
76% and 100%.

45%

Almost
HALF
of Congress did not
earn any points in 2016.



8 members of Congress
earned perfect scores.

Senate: Score Breakdown**House: Score Breakdown**

SENATE SCORES

Senator (Party)	2016 Score	2016 percentile	2015 percentile	2014 percentile	2013 percentile	2012 percentile
ALABAMA						
Jeff Sessions (R)	17%	49%	48%	0%	0%	28%
Richard Shelby (R)	17%	49%	48%	0%	0%	0%
ALASKA						
Lisa Murkowski (R)	0%	0%	0%	40%	0%	28%
Dan Sullivan (R)	0%	0%	0%	—	—	—
ARIZONA						
Jeff Flake (R)	0%	0%	0%	0%	0%	24%
John McCain (R)	7%	42%	42%	53%	0%	28%
ARKANSAS						
John Boozman (R)	0%	0%	0%	0%	0%	28%
Tom Cotton (R)	0%	0%	0%	—	—	—
CALIFORNIA						
Barbara Boxer (D)	71%	78%	79%	70%	82%	83%
Dianne Feinstein (D)	45%	64%	63%	70%	82%	94%

Senator (Party)	2016 Score	2016 percentile	2015 percentile	2014 percentile	2013 percentile	2012 percentile
COLORADO						
Michael Bennet (D)	31%	57%	58%	40%	62%	71%
Cory Gardner (R)	0%	0%	0%	—	—	—
CONNECTICUT						
Richard Blumenthal (D)	100%	97%	94%	97%	94%	97%
Christopher Murphy (D)	64%	72%	72%	53%	62%	69%
DELAWARE						
Thomas Carper (D)	14%	47%	53%	40%	0%	48%
Chris Coons (D)	45%	64%	63%	86%	82%	62%
FLORIDA						
Bill Nelson (D)	31%	57%	58%	70%	0%	71%
Marco Rubio (R)	40%	62%	61%	40%	0%	48%
GEORGIA						
John Isakson (R)	0%	0%	0%	0%	0%	0%
David Perdue (R)	0%	0%	0%	—	—	—

Senator (Party)	2016 Score	2016 percentile	2015 percentile	2014 percentile	2013 percentile	2012 percentile
HAWAII						
Mazie Hirono (D)	79%	86%	79%	70%	62%	93%
Brian Schatz (D)	71%	78%	79%	70%	62%	28%
IDAHO						
Michael Crapo (R)	0%	0%	0%	0%	0%	0%
James Risch (R)	0%	0%	0%	0%	0%	0%
ILLINOIS						
Richard Durbin (D)	93%	94%	94%	93%	62%	94%
Mark Kirk (R)	7%	42%	42%	40%	0%	0%
INDIANA						
Daniel Coats (R)	0%	0%	0%	0%	0%	28%
Joe Donnelly (D)	40%	62%	61%	40%	0%	24%
IOWA						
Joni Ernst (R)	0%	0%	0%	—	—	—
Charles Grassley (R)	14%	47%	42%	40%	0%	28%

Senator (Party)	2016 Score	2016 percentile	2015 percentile	2014 percentile	2013 percentile	2012 percentile
KANSAS						
Jerry Moran (R)	0%	0%	0%	0%	0%	0%
Pat Roberts (R)	0%	0%	0%	0%	0%	28%
KENTUCKY						
Mitch McConnell (R)	0%	0%	0%	0%	0%	0%
Rand Paul (R)	33%	60%	57%	0%	0%	0%
LOUISIANA						
Bill Cassidy (R)	0%	0%	0%	—	—	—
David Vitter (R)	0%	0%	0%	0%	0%	0%
MAINE						
Susan Collins (R)	17%	49%	48%	0%	0%	48%
Angus King (I)	64%	72%	72%	53%	62%	n/a
MARYLAND						
Benjamin Cardin (D)	71%	78%	79%	70%	62%	83%
Barbara Mikulski (D)	64%	72%	72%	70%	62%	83%

Senator (Party)	2016 Score	2016 percentile	2015 percentile	2014 percentile	2013 percentile	2012 percentile
MASSACHUSETTS						
Edward Markey (D)	100%	97%	94%	93%	94%	69%
Elizabeth Warren (D)	100%	97%	94%	93%	94%	—
MICHIGAN						
Gary Peters (D)	64%	72%	72%	—	—	—
Debbie Stabenow (D)	64%	72%	72%	53%	0%	62%
MINNESOTA						
Alan Franken (D)	86%	92%	88%	70%	82%	97%
Amy Klobuchar (D)	64%	72%	72%	53%	62%	62%
MISSISSIPPI						
Thad Cochran (R)	0%	0%	0%	0%	0%	28%
Roger Wicker (R)	7%	42%	42%	40%	0%	0%
MISSOURI						
Roy Blunt (R)	0%	0%	0%	0%	0%	0%
Claire McCaskill (D)	29%	56%	56%	53%	0%	83%

Senator (Party)	2016 Score	2016 percentile	2015 percentile	2014 percentile	2013 percentile	2012 percentile
MONTANA						
Steve Daines (R)	0%	0%	0%	—	—	—
Jon Tester (D)	48%	66%	66%	53%	62%	62%
NEBRASKA						
Deb Fischer (R)	0%	0%	0%	0%	0%	—
Benjamin Sasse (R)	0%	0%	0%	—	—	—
NEVADA						
Dean Heller (R)	0%	0%	0%	0%	0%	0%
Harry Reid (D)	57%	70%	69%	53%	0%	48%
NEW HAMPSHIRE						
Kelly Ayotte (R)	0%	0%	0%	0%	0%	48%
Jeanne Shaheen (D)	76%	85%	87%	99%	94%	83%
NEW JERSEY						
Cory Booker (D)	71%	78%	72%	53%	0%	—
Robert Menéndez (D)	79%	86%	88%	86%	94%	97%

Senator (Party)	2016 Score	2016 percentile	2015 percentile	2014 percentile	2013 percentile	2012 percentile
NEW MEXICO						
Martin Heinrich (D)	71%	78%	79%	70%	62%	81%
Tom Udall (D)	79%	86%	88%	86%	94%	83%
NEW YORK						
Kirsten Gillibrand (D)	71%	78%	79%	53%	62%	71%
Charles Schumer (D)	71%	78%	79%	70%	62%	71%
NORTH CAROLINA						
Richard Burr (R)	0%	0%	0%	0%	0%	28%
Thom Tillis (R)	0%	0%	0%	—	—	—
NORTH DAKOTA						
Heidi Heitkamp (D)	38%	61%	63%	70%	62%	—
John Hoeven (R)	0%	0%	0%	0%	0%	28%
OHIO						
Sherrod Brown (D)	79%	86%	79%	86%	82%	83%
Robert Portman (R)	0%	0%	0%	0%	0%	48%

Senator (Party)	2016 Score	2016 percentile	2015 percentile	2014 percentile	2013 percentile	2012 percentile
OKLAHOMA						
James Inhofe (R)	0%	0%	0%	0%	0%	0%
James Lankford (R)	7%	42%	42%	—	—	—
OREGON						
Jeff Merkley (D)	93%	94%	94%	86%	94%	94%
Ron Wyden (D)	31%	57%	58%	70%	82%	71%
PENNSYLVANIA						
Robert Casey (D)	62%	71%	70%	53%	62%	62%
Patrick Toomey (R)	0%	0%	0%	0%	0%	0%
RHODE ISLAND						
John Reed (D)	79%	86%	88%	70%	62%	71%
Sheldon Whitehouse (D)	100%	97%	88%	86%	82%	97%
SOUTH CAROLINA						
Lindsey Graham (R)	0%	0%	0%	0%	0%	28%
Tim Scott (R)	0%	0%	0%	0%	0%	24%

Senator (Party)	2016 Score	2016 percentile	2015 percentile	2014 percentile	2013 percentile	2012 percentile
SOUTH DAKOTA						
Mike Rounds (R)	0%	0%	0%	—	—	—
John Thune (R)	0%	0%	0%	0%	0%	0%
TENNESSEE						
Lamar Alexander (R)	0%	0%	0%	0%	0%	0%
Bob Corker (R)	0%	0%	0%	0%	0%	0%
TEXAS						
John Cornyn (R)	0%	0%	0%	0%	0%	0%
Ted Cruz (R)	24%	54%	54%	0%	0%	—
UTAH						
Orrin Hatch (R)	0%	0%	0%	0%	0%	28%
Mike Lee (R)	17%	49%	48%	0%	0%	0%
VERMONT						
Patrick Leahy (D)	86%	92%	94%	97%	82%	83%
Bernie Sanders (I)	93%	94%	94%	93%	82%	71%

Senator (Party)	2016 Score	2016 percentile	2015 percentile	2014 percentile	2013 percentile	2012 percentile
VIRGINIA						
Timothy Kaine (D)	24%	54%	54%	53%	0%	—
Mark Warner (D)	7%	42%	42%	40%	0%	48%
WASHINGTON						
Maria Cantwell (D)	55%	68%	66%	70%	62%	48%
Patty Murray (D)	55%	68%	70%	53%	0%	48%
WEST VIRGINIA						
Shelley Capito (R)	0%	0%	0%	—	—	—
Joe Manchin (D)	48%	66%	66%	40%	0%	28%
WISCONSIN						
Tammy Baldwin (D)	79%	86%	88%	86%	82%	81%
Ron Johnson (R)	0%	0%	0%	0%	0%	0%
WYOMING						
John Barrasso (R)	0%	0%	0%	0%	0%	28%
Michael Enzi (R)	0%	0%	0%	0%	0%	28%

HOUSE SCORES

	Representative (Party)	2016 Score	2016 percentile	2015 percentile	2014 percentile	2013 percentile	2012 percentile
ALABAMA							
1	Bradley Byrne (R)	0%	0%	45%	0%	—	—
2	Martha Roby (R)	0%	0%	0%	0%	0%	3%
3	Mike Rogers (R)	0%	0%	0%	0%	0%	3%
4	Robert Aderholt (R)	0%	0%	45%	0%	0%	3%
5	Mo Brooks (R)	0%	0%	45%	0%	0%	3%
6	Gary Palmer (R)	0%	0%	45%	—	—	—
7	Terri Sewell (D)	25%	53%	0%	0%	57%	51%
ALASKA							
1	Don Young (R)	0%	0%	66%	0%	0%	3%
ARIZONA							
1	Ann Kirkpatrick (D)	63%	68%	66%	65%	57%	—
2	Martha McSally (R)	6%	46%	38%	—	—	—
3	Raúl Grijalva (D)	88%	96%	98%	93%	94%	98%
4	Paul Gosar (R)	25%	53%	66%	0%	0%	3%
5	Matt Salmon (R)	0%	0%	0%	0%	0%	—
6	David Schweikert (R)	6%	46%	38%	0%	0%	0%

	Representative (Party)	2016 Score	2016 percentile	2015 percentile	2014 percentile	2013 percentile	2012 percentile
	ARIZONA						
7	Ruben Gallego (D)	63%	68%	76%	—	—	—
8	Trent Franks (R)	6%	46%	38%	0%	0%	0%
9	Kyrsten Sinema (D)	63%	68%	66%	55%	0%	n/a
	ARKANSAS						
1	Rick Crawford (R)	0%	0%	0%	0%	0%	3%
2	French Hill (R)	0%	0%	0%	—	—	—
3	Steve Womack (R)	0%	0%	0%	0%	0%	51%
4	Bruce Westerman (R)	0%	0%	0%	—	—	—
	CALIFORNIA						
1	Doug LaMalfa (R)	0%	0%	0%	0%	0%	—
2	Jared Huffman (D)	75%	86%	87%	93%	94%	—
3	John Garamendi (D)	63%	68%	72%	65%	57%	89%
4	Tom McClintock (R)	0%	0%	0%	0%	0%	0%
5	Mike Thompson (D)	63%	68%	76%	76%	79%	51%
6	Doris Matsui (D)	69%	78%	87%	76%	79%	51%
7	Ami Bera (D)	56%	64%	45%	55%	0%	—

	Representative (Party)	2016 Score	2016 percentile	2015 percentile	2014 percentile	2013 percentile	2012 percentile
	CALIFORNIA						
8	Paul Cook (R)	0%	0%	45%	0%	0%	—
9	Jerry McNerney (D)	69%	78%	87%	65%	67%	81%
10	Jeff Denham (R)	0%	0%	0%	0%	0%	3%
11	Mark DeSaulnier (D)	81%	92%	94%	—	—	—
12	Nancy Pelosi (D)	63%	68%	76%	55%	0%	51%
13	Barbara Lee (D)	81%	92%	87%	93%	94%	95%
14	Jackie Speier (D)	63%	68%	76%	84%	79%	81%
15	Eric Swalwell (D)	81%	92%	94%	93%	94%	—
16	Jim Costa (D)	31%	57%	0%	0%	57%	3%
17	Michael Honda (D)	81%	92%	76%	93%	87%	89%
18	Anna Eshoo (D)	81%	92%	87%	84%	79%	89%
19	Zoe Lofgren (D)	88%	96%	87%	84%	67%	89%
20	Sam Farr (D)	69%	78%	64%	93%	94%	81%
21	David Valadao (R)	0%	0%	0%	0%	0%	—
22	Devin Nunes (R)	0%	0%	0%	0%	0%	3%
23	Kevin McCarthy (R)	0%	0%	0%	0%	0%	3%

	Representative (Party)	2016 Score	2016 percentile	2015 percentile	2014 percentile	2013 percentile	2012 percentile
	CALIFORNIA						
24	Lois Capps (D)	69%	78%	87%	65%	67%	68%
25	Steve Knight (R)	0%	0%	0%	—	—	—
26	Julia Brownley (D)	88%	96%	76%	84%	87%	—
27	Judy Chu (D)	75%	86%	76%	84%	87%	81%
28	Adam Schiff (D)	69%	78%	87%	65%	67%	68%
29	Tony Cárdenas (D)	63%	68%	72%	55%	0%	—
30	Brad Sherman (D)	69%	78%	87%	65%	67%	81%
31	Pete Aguilar (D)	63%	68%	76%	—	—	—
32	Grace Napolitano (D)	63%	68%	76%	65%	67%	81%
33	Ted Lieu (D)	81%	92%	87%	—	—	—
34	Xavier Becerra (D)	63%	68%	76%	65%	67%	51%
35	Norma Torres (D)	63%	68%	76%	—	—	—
36	Raul Ruiz (D)	56%	64%	72%	65%	57%	—
37	Karen Bass (D)	63%	68%	76%	76%	79%	95%
38	Linda Sánchez (D)	56%	64%	66%	76%	79%	68%
39	Edward Royce (R)	25%	53%	0%	0%	0%	3%

	Representative (Party)	2016 Score	2016 percentile	2015 percentile	2014 percentile	2013 percentile	2012 percentile
	CALIFORNIA						
40	Lucille Roybal-Allard (D)	56%	64%	72%	65%	67%	81%
41	Mark Takano (D)	81%	92%	97%	84%	87%	—
42	Ken Calvert (R)	0%	0%	0%	0%	0%	3%
43	Maxine Waters (D)	69%	78%	76%	55%	57%	89%
44	Janice Hahn (D)	50%	62%	66%	65%	67%	68%
45	Mimi Walters (R)	25%	53%	0%	—	—	—
46	Loretta Sanchez (D)	50%	62%	66%	55%	57%	51%
47	Alan Lowenthal (D)	69%	78%	76%	65%	67%	—
48	Dana Rohrabacher (R)	6%	46%	57%	0%	0%	3%
49	Darrell Issa (R)	6%	46%	38%	0%	0%	3%
50	Duncan Hunter (R)	0%	0%	45%	0%	0%	3%
51	Juan Vargas (D)	63%	68%	72%	55%	57%	—
52	Scott Peters (D)	63%	68%	60%	65%	57%	—
53	Susan Davis (D)	69%	78%	64%	76%	79%	68%

	Representative (Party)	2016 Score	2016 percentile	2015 percentile	2014 percentile	2013 percentile	2012 percentile
COLORADO							
1	Diana DeGette (D)	63%	68%	76%	84%	87%	68%
2	Jared Polis (D)	69%	78%	64%	76%	79%	68%
3	Scott Tipton (R)	0%	0%	0%	0%	0%	3%
4	Ken Buck (R)	0%	0%	45%	0%	0%	11%
5	Doug Lamborn (R)	0%	0%	0%	0%	0%	3%
6	Mike Coffman (R)	0%	0%	0%	0%	0%	3%
7	Ed Perlmutter (D)	69%	78%	76%	76%	87%	68%
CONNECTICUT							
1	John Larson (D)	69%	78%	87%	84%	87%	89%
2	Joe Courtney (D)	75%	86%	76%	76%	79%	68%
3	Rosa DeLauro (D)	75%	86%	94%	93%	94%	81%
4	James Himes (D)	69%	78%	60%	84%	87%	68%
5	Elizabeth Esty (D)	69%	78%	87%	76%	79%	—
DELAWARE							
1	John Carney (D)	63%	68%	76%	65%	67%	51%

	Representative (Party)	2016 Score	2016 percentile	2015 percentile	2014 percentile	2013 percentile	2012 percentile
	FLORIDA						
1	Jeff Miller (R)	0%	0%	0%	0%	0%	11%
2	Gwen Graham (D)	38%	60%	45%	—	—	—
3	Ted Yoho (R)	0%	0%	0%	0%	0%	—
4	Ander Crenshaw (R)	0%	0%	0%	0%	0%	3%
5	Corrine Brown (D)	56%	64%	66%	55%	0%	68%
6	Ron DeSantis (R)	0%	0%	0%	0%	0%	—
7	John Mica (R)	0%	0%	0%	0%	0%	3%
8	Bill Posey (R)	13%	53%	57%	65%	57%	0%
9	Alan Grayson (D)	75%	86%	87%	98%	97%	—
10	Daniel Webster (R)	0%	0%	45%	0%	0%	3%
11	Richard Nugent (R)	31%	57%	57%	55%	0%	3%
12	Gus Bilirakis (R)	0%	0%	0%	0%	0%	3%
13	David Jolly (R)	0%	0%	45%	0%	—	—
14	Kathy Castor (D)	63%	68%	76%	65%	67%	51%
15	Dennis Ross (R)	0%	0%	0%	0%	0%	0%
16	Vern Buchanan (R)	0%	0%	0%	0%	0%	3%

	Representative (Party)	2016 Score	2016 percentile	2015 percentile	2014 percentile	2013 percentile	2012 percentile
	FLORIDA						
17	Thomas Rooney (R)	25%	53%	0%	0%	0%	3%
18	Patrick Murphy (D)	56%	64%	71%	76%	87%	—
19	Curtis Clawson (R)	0%	0%	45%	0%	0%	—
20	Alcee Hastings (D)	81%	92%	87%	97%	97%	89%
21	Theodore Deutch (D)	75%	86%	87%	84%	87%	89%
22	Lois Frankel (D)	63%	68%	76%	76%	79%	—
23	Debbie Wasserman Schultz (D)	63%	68%	60%	76%	79%	68%
24	Frederica Wilson (D)	69%	78%	87%	84%	87%	89%
25	Mario Diaz-Balart (R)	0%	0%	0%	0%	0%	—
26	Carlos Curbelo (R)	0%	0%	0%	—	—	—
27	Ileana Ros-Lehtinen (R)	6%	46%	38%	0%	0%	3%
	GEORGIA						
1	Buddy Carter (R)	0%	0%	0%	—	—	—
2	Sanford Bishop (D)	25%	53%	45%	65%	67%	51%
3	Lynn Westmoreland (R)	0%	0%	45%	0%	0%	3%
4	Henry Johnson (D)	69%	78%	76%	97%	97%	95%

	Representative (Party)	2016 Score	2016 percentile	2015 percentile	2014 percentile	2013 percentile	2012 percentile
GEORGIA							
5	John Lewis (D)	69%	78%	76%	76%	67%	68%
6	Tom Price (R)	0%	0%	0%	0%	0%	3%
7	Rob Woodall (R)	0%	0%	0%	0%	0%	3%
8	Austin Scott (R)	0%	0%	0%	0%	0%	3%
9	Doug Collins (R)	0%	0%	45%	0%	0%	—
10	Jody Hice (R)	0%	0%	0%	—	—	—
11	Barry Loudermilk (R)	0%	0%	0%	—	—	—
12	Rick Allen (R)	0%	0%	0%	—	—	—
13	David Scott (D)	25%	53%	45%	0%	57%	51%
14	Tom Graves (R)	0%	0%	0%	0%	0%	3%
HAWAII							
1	Mark Takai (D)	56%	64%	72%	—	—	—
2	Tulsi Gabbard (D)	56%	64%	72%	65%	67%	—
IDAHO							
1	Raúl Labrador (R)	0%	0%	45%	0%	0%	3%
2	Michael Simpson (R)	0%	0%	0%	0%	0%	3%

	Representative (Party)	2016 Score	2016 percentile	2015 percentile	2014 percentile	2013 percentile	2012 percentile
ILLINOIS							
1	Bobby Rush (D)	56%	64%	72%	93%	67%	81%
2	Robin Kelly (D)	63%	68%	66%	76%	67%	—
3	Daniel Lipinski (D)	38%	60%	60%	65%	67%	68%
4	Luis Gutiérrez (D)	75%	86%	76%	65%	57%	81%
5	Mike Quigley (D)	69%	78%	60%	76%	57%	51%
6	Peter Roskam (R)	25%	53%	0%	0%	0%	51%
7	Danny Davis (D)	63%	68%	76%	55%	57%	81%
8	Tammy Duckworth (D)	75%	86%	76%	55%	67%	—
9	Janice Schakowsky (D)	94%	98%	98%	84%	87%	98%
10	Bob Dold (R)	0%	0%	0%	—	—	—
11	Bill Foster (D)	75%	86%	72%	55%	57%	—
12	Mike Bost (R)	25%	53%	0%	—	—	—
13	Rodney Davis (R)	0%	0%	45%	0%	0%	—
14	Randy Hultgren (R)	6%	46%	38%	0%	0%	3%
15	John Shimkus (R)	0%	0%	0%	0%	0%	22%
16	Adam Kinzinger (R)	0%	0%	0%	0%	0%	3%

	Representative (Party)	2016 Score	2016 percentile	2015 percentile	2014 percentile	2013 percentile	2012 percentile
	ILLINOIS						
17	Cheri Bustos (D)	38%	60%	76%	55%	67%	—
18	Darin LaHood (R)	0%	0%	—	—	—	—
	INDIANA						
1	Peter Visclosky (D)	63%	68%	76%	65%	67%	68%
2	Jackie Walorski (R)	6%	46%	38%	0%	0%	—
3	Marlin Stutzman (R)	0%	0%	0%	0%	0%	3%
4	Todd Rokita (R)	0%	0%	0%	0%	0%	3%
5	Susan Brooks (R)	6%	46%	38%	0%	0%	—
6	Luke Messer (R)	0%	0%	0%	0%	0%	—
7	André Carson (D)	81%	92%	76%	76%	79%	68%
8	Larry Bucshon (R)	0%	0%	0%	0%	0%	3%
9	Todd Young (R)	0%	0%	0%	0%	0%	3%
	IOWA						
1	Rod Blum (R)	0%	0%	0%	—	—	—
2	David Loebsack (D)	50%	62%	64%	76%	87%	51%

	Representative (Party)	2016 Score	2016 percentile	2015 percentile	2014 percentile	2013 percentile	2012 percentile
	IOWA						
3	David Young (R)	0%	0%	0%	—	—	—
4	Steve King (R)	0%	0%	0%	0%	0%	0%
	KANSAS						
1	Tim Huelskamp (R)	0%	0%	0%	0%	0%	3%
2	Lynn Jenkins (R)	6%	46%	38%	0%	0%	51%
3	Kevin Yoder (R)	0%	0%	0%	0%	0%	3%
4	Mike Pompeo (R)	0%	0%	0%	0%	0%	3%
	KENTUCKY						
1	Ed Whitfield (R)	0%	0%	0%	0%	0%	3%
2	Brett Guthrie (R)	0%	0%	0%	0%	0%	3%
3	John Yarmuth (D)	75%	86%	76%	76%	79%	95%
4	Thomas Massie (R)	0%	0%	45%	0%	0%	50%
5	Harold Rogers (R)	0%	0%	0%	0%	0%	3%
6	Garland Barr (R)	0%	0%	0%	0%	0%	—

	Representative (Party)	2016 Score	2016 percentile	2015 percentile	2014 percentile	2013 percentile	2012 percentile
LOUISIANA							
1	Steve Scalise (R)	0%	0%	0%	0%	0%	3%
2	Cedric Richmond (D)	44%	61%	64%	55%	57%	51%
3	Charles Boustany (R)	0%	0%	0%	0%	0%	3%
4	John Fleming (R)	0%	0%	45%	0%	0%	3%
5	Ralph Abraham (R)	0%	0%	0%	—	—	—
6	Garret Graves (R)	0%	0%	0%	—	—	—
MAINE							
1	Chellie Pingree (D)	81%	92%	94%	93%	94%	89%
2	Bruce Poliquin (R)	0%	0%	45%	—	—	—
MARYLAND							
1	Andy Harris (R)	0%	0%	45%	0%	0%	3%
2	Dutch Ruppersberger (D)	63%	68%	76%	76%	79%	51%
3	John Sarbanes (D)	75%	86%	94%	93%	79%	95%
4	Donna Edwards (D)	81%	92%	94%	98%	97%	89%
5	Steny Hoyer (D)	56%	64%	72%	55%	0%	51%
6	John Delaney (D)	69%	78%	60%	65%	57%	—

	Representative (Party)	2016 Score	2016 percentile	2015 percentile	2014 percentile	2013 percentile	2012 percentile
MARYLAND							
7	Elijah Cummings (D)	75%	86%	94%	84%	79%	95%
8	Chris Van Hollen (D)	75%	86%	87%	84%	87%	89%
MASSACHUSETTS							
1	Richard Neal (D)	56%	64%	72%	65%	57%	68%
2	James McGovern (D)	94%	98%	98%	100%	99%	98%
3	Niki Tsongas (D)	75%	86%	94%	93%	94%	68%
4	Joseph Kennedy (D)	63%	68%	76%	84%	67%	—
5	Katherine Clark (D)	75%	86%	87%	84%	0%	—
6	Seth Moulton (D)	63%	68%	72%	—	—	—
7	Michael Capuano (D)	100%	99%	97%	97%	87%	98%
8	Stephen Lynch (D)	94%	98%	97%	97%	97%	81%
9	William Keating (D)	69%	78%	72%	76%	79%	68%
MICHIGAN							
1	Dan Benishek (R)	0%	0%	0%	0%	0%	11%
2	Bill Huizenga (R)	0%	0%	0%	0%	0%	3%
3	Justin Amash (R)	25%	53%	66%	0%	0%	3%

	Representative (Party)	2016 Score	2016 percentile	2015 percentile	2014 percentile	2013 percentile	2012 percentile
MICHIGAN							
4	John Moolenaar (R)	0%	0%	0%	—	—	—
5	Daniel Kildee (D)	75%	86%	76%	65%	67%	—
6	Fred Upton (R)	0%	0%	0%	0%	0%	3%
7	Tim Walberg (R)	0%	0%	0%	0%	0%	3%
8	Mike Bishop (R)	0%	0%	0%	—	—	—
9	Sander Levin (D)	69%	78%	87%	65%	67%	51%
10	Candice Miller (R)	6%	46%	38%	0%	0%	3%
11	Dave Trott (R)	6%	46%	38%	—	—	—
12	Debbie Dingell (D)	50%	62%	66%	76%	67%	51%
13	John Conyers (D)	100%	99%	100%	99%	100%	98%
14	Brenda Lawrence (D)	69%	78%	76%	—	—	—
MINNESOTA							
1	Timothy Walz (D)	31%	57%	57%	0%	57%	51%
2	John Kline (R)	6%	46%	38%	0%	0%	3%
3	Erik Paulsen (R)	0%	0%	0%	0%	0%	3%
4	Betty McCollum (D)	81%	92%	94%	76%	79%	68%

	Representative (Party)	2016 Score	2016 percentile	2015 percentile	2014 percentile	2013 percentile	2012 percentile
5	Keith Ellison (D)	100%	99%	100%	100%	100%	100%
6	Tom Emmer (R)	6%	46%	38%	—	—	—
7	Collin Peterson (D)	6%	46%	57%	55%	67%	22%
8	Richard Nolan (D)	44%	61%	64%	76%	87%	—
MISSISSIPPI							
1	Trent Kelly (R)	0%	0%	66%	—	—	—
2	Bennie Thompson (D)	50%	62%	66%	0%	57%	68%
3	Gregg Harper (R)	0%	0%	0%	0%	0%	3%
4	Steven Palazzo (R)	0%	0%	0%	0%	0%	3%
MISSOURI							
1	William Clay (D)	56%	64%	66%	20%	67%	81%
2	Ann Wagner (R)	0%	0%	0%	0%	0%	—
3	Blaine Luetkemeyer (R)	0%	0%	0%	0%	0%	3%
4	Vicky Hartzler (R)	0%	0%	0%	0%	0%	3%
5	Emanuel Cleaver (D)	50%	62%	66%	30%	25%	68%
6	Sam Graves (R)	0%	0%	0%	0%	0%	3%

	Representative (Party)	2016 Score	2016 percentile	2015 percentile	2014 percentile	2013 percentile	2012 percentile
	MISSOURI						
7	Billy Long (R)	0%	0%	0%	0%	0%	3%
8	Jason Smith (R)	0%	0%	0%	0%	0%	—
	MONTANA						
1	Ryan Zinke (R)	0%	0%	0%	—	—	—
	NEBRASKA						
1	Jeff Fortenberry (R)	0%	0%	0%	0%	0%	51%
2	Brad Ashford (D)	31%	57%	0%	—	—	—
3	Adrian Smith (R)	0%	0%	0%	0%	0%	3%
	NEVADA						
1	Dina Titus (D)	69%	78%	72%	55%	57%	—
2	Mark Amodei (R)	0%	0%	0%	0%	0%	3%
3	Joseph Heck (R)	0%	0%	0%	0%	0%	3%
4	Crescent Hardy (R)	0%	0%	0%	—	—	—
	NEW HAMPSHIRE						
1	Frank Guinta (R)	0%	0%	0%	—	—	—
2	Ann Kuster (D)	75%	86%	76%	84%	79%	—

	Representative (Party)	2016 Score	2016 percentile	2015 percentile	2014 percentile	2013 percentile	2012 percentile
NEW JERSEY							
1	Donald Norcross (D)	38%	60%	60%	0%	—	—
2	Frank LoBiondo (R)	6%	46%	45%	0%	0%	51%
3	Tom MacArthur (R)	25%	53%	45%	—	—	—
4	Christopher Smith (R)	38%	60%	60%	0%	0%	68%
5	Scott Garrett (R)	0%	0%	45%	0%	0%	51%
6	Frank Pallone (D)	69%	78%	87%	84%	67%	81%
7	Leonard Lance (R)	6%	46%	38%	0%	0%	3%
8	Albio Sires (D)	31%	57%	57%	55%	57%	51%
9	Bill Pascrell (D)	69%	78%	87%	65%	57%	68%
10	Donald Payne (D)	63%	68%	76%	65%	79%	50%
11	Rodney Frelinghuysen (R)	0%	0%	0%	0%	0%	3%
12	Bonnie Watson Coleman (D)	69%	78%	66%	—	—	—
NEW MEXICO							
1	Michelle Lujan Grisham (D)	63%	68%	76%	65%	67%	—
2	Stevan Pearce (R)	0%	0%	45%	0%	0%	51%
3	Ben Luján (D)	63%	68%	76%	55%	57%	51%

	Representative (Party)	2016 Score	2016 percentile	2015 percentile	2014 percentile	2013 percentile	2012 percentile
NEW YORK							
1	Lee Zeldin (R)	0%	0%	45%	—	—	—
2	Peter King (R)	13%	53%	38%	0%	0%	3%
3	Steve Israel (D)	63%	68%	76%	65%	67%	68%
4	Kathleen Rice (D)	63%	68%	60%	—	—	—
5	Gregory Meeks (D)	69%	78%	60%	65%	67%	68%
6	Grace Meng (D)	75%	86%	94%	84%	67%	—
7	Nydia Velázquez (D)	56%	64%	66%	55%	57%	51%
8	Hakeem Jeffries (D)	56%	64%	66%	65%	67%	—
9	Yvette Clarke (D)	63%	68%	72%	65%	67%	81%
10	Jerrold Nadler (D)	75%	86%	87%	76%	79%	81%
11	Daniel Donovan (R)	0%	0%	66%	—	—	—
12	Carolyn Maloney (D)	88%	96%	94%	84%	87%	98%
13	Charles Rangel (D)	63%	68%	76%	84%	79%	95%
14	Joseph Crowley (D)	69%	78%	76%	65%	67%	51%
15	José Serrano (D)	75%	86%	87%	76%	67%	81%
16	Eliot Engel (D)	69%	78%	76%	65%	67%	68%

	Representative (Party)	2016 Score	2016 percentile	2015 percentile	2014 percentile	2013 percentile	2012 percentile
NEW YORK							
17	Nita Lowey (D)	69%	78%	76%	65%	13%	51%
18	Sean Maloney (D)	44%	61%	57%	65%	0%	—
19	Christopher Gibson (R)	0%	0%	45%	0%	0%	51%
20	Paul Tonko (D)	75%	86%	94%	84%	79%	68%
21	Elise Stefanik (R)	0%	0%	0%	—	—	—
22	Richard Hanna (R)	25%	53%	0%	0%	0%	51%
23	Tom Reed (R)	0%	0%	0%	0%	0%	3%
24	John Katko (R)	0%	0%	45%	—	—	—
25	Louise Slaughter (D)	94%	98%	98%	98%	99%	89%
26	Brian Higgins (D)	81%	92%	87%	93%	79%	81%
27	Chris Collins (R)	0%	0%	45%	0%	0%	—
NORTH CAROLINA							
1	George Butterfield (D)	50%	62%	66%	55%	57%	68%
2	Renee Ellmers (R)	0%	0%	0%	0%	0%	3%
3	Walter Jones (R)	19%	53%	60%	76%	79%	68%
4	David Price (D)	69%	78%	87%	65%	67%	81%

	Representative (Party)	2016 Score	2016 percentile	2015 percentile	2014 percentile	2013 percentile	2012 percentile
NORTH CAROLINA							
5	Virginia Foxx (R)	0%	0%	0%	0%	0%	3%
6	Mark Walker (R)	0%	0%	0%	—	—	—
7	David Rouzer (R)	0%	0%	0%	—	—	—
8	Richard Hudson (R)	0%	0%	0%	0%	0%	—
9	Robert Pittenger (R)	0%	0%	0%	0%	0%	—
10	Patrick McHenry (R)	0%	0%	0%	0%	0%	3%
11	Mark Meadows (R)	0%	0%	45%	55%	0%	—
12	Alma Adams (D)	56%	64%	66%	55%	—	—
13	George Holding (R)	0%	0%	0%	0%	0%	—
NORTH DAKOTA							
1	Kevin Cramer (R)	6%	46%	0%	0%	0%	n/a
OHIO							
1	Steve Chabot (R)	0%	0%	0%	0%	0%	3%
2	Brad Wenstrup (R)	0%	0%	0%	0%	0%	—
3	Joyce Beatty (D)	69%	78%	76%	55%	57%	—
4	Jim Jordan (R)	0%	0%	45%	0%	0%	3%

	Representative (Party)	2016 Score	2016 percentile	2015 percentile	2014 percentile	2013 percentile	2012 percentile
	OHIO						
5	Robert Latta (R)	0%	0%	0%	0%	0%	3%
6	Bill Johnson (R)	6%	46%	38%	0%	0%	3%
7	Bob Gibbs (R)	0%	0%	0%	0%	0%	3%
8	John Boehner (R)	—	—	45%	0%	0%	49%
9	Marcy Kaptur (D)	88%	96%	94%	30%	79%	95%
10	Michael Turner (R)	38%	60%	38%	55%	57%	51%
11	Marcia Fudge (D)	63%	68%	76%	55%	57%	33%
12	Patrick Tiberi (R)	0%	0%	0%	0%	0%	3%
13	Tim Ryan (D)	88%	96%	94%	93%	94%	89%
14	David Joyce (R)	0%	0%	45%	55%	57%	—
15	Steve Stivers (R)	0%	0%	0%	0%	0%	3%
16	James Renacci (R)	0%	0%	0%	0%	0%	3%
	OKLAHOMA						
1	Jim Bridenstine (R)	0%	0%	45%	0%	0%	—
2	Markwayne Mullin (R)	0%	0%	0%	0%	0%	—
3	Frank Lucas (R)	0%	0%	0%	0%	0%	3%

	Representative (Party)	2016 Score	2016 percentile	2015 percentile	2014 percentile	2013 percentile	2012 percentile
OKLAHOMA							
4	Tom Cole (R)	6%	46%	38%	55%	0%	51%
5	Steve Russell (R)	0%	0%	45%	—	—	—
OREGON							
1	Suzanne Bonamici (D)	88%	96%	64%	84%	87%	68%
2	Greg Walden (R)	0%	0%	0%	0%	0%	3%
3	Earl Blumenauer (D)	94%	98%	75%	93%	94%	95%
4	Peter DeFazio (D)	100%	99%	98%	93%	94%	81%
5	Kurt Schrader (D)	31%	57%	38%	65%	57%	68%
PENNSYLVANIA							
1	Robert Brady (D)	50%	62%	60%	65%	79%	68%
2	Chaka Fattah (D)	69%	78%	76%	65%	57%	51%
3	Mike Kelly (R)	0%	0%	0%	0%	0%	51%
4	Scott Perry (R)	0%	0%	45%	0%	0%	—
5	Glenn Thompson (R)	0%	0%	0%	0%	0%	3%
6	Ryan Costello (R)	31%	57%	38%	—	—	—
7	Patrick Meehan (R)	0%	0%	0%	0%	0%	3%

	Representative (Party)	2016 Score	2016 percentile	2015 percentile	2014 percentile	2013 percentile	2012 percentile
PENNSYLVANIA							
8	Michael Fitzpatrick (R)	6%	46%	38%	0%	0%	51%
9	Bill Shuster (R)	0%	0%	0%	0%	0%	3%
10	Tom Marino (R)	6%	46%	38%	0%	0%	3%
11	Lou Barletta (R)	6%	46%	38%	0%	0%	3%
12	Keith Rothfus (R)	0%	0%	45%	0%	0%	—
13	Brendan Boyle (D)	69%	78%	76%	—	—	—
14	Michael Doyle (D)	31%	57%	45%	55%	67%	68%
15	Charles Dent (R)	0%	0%	0%	0%	0%	3%
16	Joseph Pitts (R)	6%	46%	38%	0%	0%	3%
17	Matthew Cartwright (D)	81%	92%	87%	99%	97%	—
18	Tim Murphy (R)	0%	0%	0%	0%	0%	3%
RHODE ISLAND							
1	David Cicilline (D)	88%	96%	94%	97%	94%	89%
2	James Langevin (D)	69%	78%	76%	84%	79%	68%

	Representative (Party)	2016 Score	2016 percentile	2015 percentile	2014 percentile	2013 percentile	2012 percentile
SOUTH CAROLINA							
1	Marshall Sanford (R)	0%	0%	0%	0%	0%	—
2	Joe Wilson (R)	0%	0%	0%	0%	0%	3%
3	Jeff Duncan (R)	0%	0%	45%	0%	0%	3%
4	Trey Gowdy (R)	0%	0%	0%	0%	0%	3%
5	Mick Mulvaney (R)	0%	0%	45%	0%	0%	3%
6	James Clyburn (D)	31%	57%	57%	55%	57%	51%
7	Tom Rice (R)	0%	0%	0%	0%	0%	—
SOUTH DAKOTA							
1	Kristi Noem (R)	0%	0%	0%	0%	0%	3%
TENNESSEE							
1	Phil Roe (R)	0%	0%	0%	0%	0%	3%
2	John Duncan (R)	25%	53%	66%	0%	0%	0%
3	Charles Fleischmann (R)	0%	0%	0%	0%	0%	3%
4	Scott DesJarlais (R)	0%	0%	0%	0%	0%	3%
5	Jim Cooper (D)	38%	60%	38%	55%	67%	68%
6	Diane Black (R)	0%	0%	0%	0%	0%	3%

	Representative (Party)	2016 Score	2016 percentile	2015 percentile	2014 percentile	2013 percentile	2012 percentile
	TENNESSEE						
7	Marsha Blackburn (R)	0%	0%	0%	0%	0%	3%
8	Stephen Fincher (R)	25%	53%	45%	0%	0%	3%
9	Steve Cohen (D)	94%	98%	97%	98%	97%	89%
	TEXAS						
1	Louie Gohmert (R)	0%	0%	45%	0%	0%	3%
2	Ted Poe (R)	6%	46%	38%	0%	0%	51%
3	Sam Johnson (R)	0%	0%	0%	0%	0%	3%
4	John Ratcliffe (R)	0%	0%	0%	—	—	—
5	Jeb Hensarling (R)	0%	0%	0%	0%	0%	3%
6	Joe Barton (R)	0%	0%	0%	0%	0%	3%
7	John Culberson (R)	0%	0%	0%	0%	0%	3%
8	Kevin Brady (R)	0%	0%	0%	0%	0%	3%
9	Al Green (D)	38%	60%	60%	0%	57%	68%
10	Michael McCaul (R)	0%	0%	0%	0%	0%	3%
11	Mike Conaway (R)	0%	0%	0%	0%	0%	3%
12	Kay Granger (R)	0%	0%	0%	0%	0%	51%

	Representative (Party)	2016 Score	2016 percentile	2015 percentile	2014 percentile	2013 percentile	2012 percentile
	TEXAS						
13	Mac Thornberry (R)	0%	0%	0%	0%	0%	3%
14	Randy Weber (R)	6%	46%	38%	0%	0%	—
15	Rubén Hinojosa (D)	75%	86%	45%	0%	0%	68%
16	Beto O'Rourke (D)	63%	68%	45%	65%	57%	—
17	Bill Flores (R)	0%	0%	0%	0%	0%	3%
18	Sheila Jackson Lee (D)	50%	62%	64%	76%	87%	81%
19	Randy Neugebauer (R)	0%	0%	0%	0%	0%	3%
20	Joaquín Castro (D)	63%	68%	66%	55%	57%	n/a
21	Lamar Smith (R)	0%	0%	0%	0%	0%	3%
22	Pete Olson (R)	0%	0%	0%	0%	0%	3%
23	Will Hurd (R)	0%	0%	0%	—	—	—
24	Kenny Marchant (R)	0%	0%	0%	0%	0%	3%
25	Roger Williams (R)	0%	0%	0%	0%	0%	—
26	Michael Burgess (R)	0%	0%	45%	0%	0%	3%
27	Blake Farenthold (R)	0%	0%	45%	0%	0%	3%
28	Henry Cueller (D)	25%	53%	0%	55%	57%	3%

	Representative (Party)	2016 Score	2016 percentile	2015 percentile	2014 percentile	2013 percentile	2012 percentile
TEXAS							
29	Gene Green (D)	50%	62%	64%	76%	87%	56%
30	Eddie Johnson (D)	75%	86%	60%	84%	87%	51%
31	John Carter (R)	0%	0%	0%	0%	0%	3%
32	Pete Sessions (R)	0%	0%	0%	0%	0%	51%
33	Marc Veasey (D)	31%	57%	57%	0%	57%	—
34	Filemon Vela (D)	31%	57%	45%	55%	67%	—
35	Lloyd Doggett (D)	63%	68%	72%	84%	87%	68%
36	Brian Babin (R)	0%	0%	0%	—	—	—
UTAH							
1	Rob Bishop (R)	0%	0%	0%	0%	0%	0%
2	Chris Stewart (R)	0%	0%	0%	0%	0%	—
3	Jason Chaffetz (R)	0%	0%	0%	0%	0%	3%
4	Mia Love (R)	0%	0%	0%	—	—	—
VERMONT							
1	Peter Welch (D)	75%	86%	87%	84%	87%	89%

	Representative (Party)	2016 Score	2016 percentile	2015 percentile	2014 percentile	2013 percentile	2012 percentile
VIRGINIA							
1	Robert Wittman (R)	0%	0%	45%	0%	0%	22%
2	Scott Rigell (R)	0%	0%	0%	0%	0%	22%
3	Robert Scott (D)	75%	86%	87%	65%	67%	68%
4	Randy Forbes (R)	0%	0%	0%	0%	0%	3%
5	Robert Hurt (R)	0%	0%	0%	0%	0%	3%
6	Bob Goodlatte (R)	0%	0%	0%	0%	0%	3%
7	David Brat (R)	0%	0%	45%	0%	—	—
8	Donald Beyer (D)	63%	68%	60%	—	—	—
9	Morgan Griffith (R)	0%	0%	45%	0%	0%	3%
10	Barbara Comstock (R)	0%	0%	0%	—	—	—
11	Gerald Connolly (D)	81%	92%	71%	84%	87%	89%
WASHINGTON							
1	Suzan DelBene (D)	69%	78%	64%	84%	87%	50%
2	Rick Larsen (D)	63%	68%	60%	84%	79%	68%
3	Jaime Herrera Beutler (R)	0%	0%	0%	0%	0%	3%
4	Dan Newhouse (R)	6%	46%	38%	—	—	—

	Representative (Party)	2016 Score	2016 percentile	2015 percentile	2014 percentile	2013 percentile	2012 percentile
WASHINGTON							
5	Cathy McMorris Rodgers (R)	0%	0%	0%	0%	0%	3%
6	Derek Kilmer (D)	63%	68%	60%	76%	79%	—
7	Jim McDermott (D)	63%	68%	76%	76%	67%	68%
8	David Reichert (R)	0%	0%	0%	0%	0%	51%
9	Adam Smith (D)	69%	78%	76%	65%	79%	81%
10	Denny Heck (D)	63%	68%	76%	76%	57%	—
WEST VIRGINIA							
1	David McKinley (R)	0%	0%	45%	0%	0%	3%
2	Alex Mooney (R)	6%	46%	57%	—	—	—
3	Evan Jenkins (R)	0%	0%	45%	—	—	—
WISCONSIN							
1	Paul Ryan (R)	25%	53%	0%	0%	0%	51%
2	Mark Pocan (D)	94%	98%	97%	93%	94%	—
3	Ron Kind (D)	63%	68%	45%	65%	67%	51%
4	Gwen Moore (D)	88%	96%	87%	84%	87%	81%
5	Jim Sensenbrenner (R)	0%	0%	0%	0%	0%	3%

Representative (Party)		2016 Score	2016 percentile	2015 percentile	2014 percentile	2013 percentile	2012 percentile
WISCONSIN							
6	Glenn Grothman (R)	0%	0%	0%	—	—	—
7	Sean Duffy (R)	0%	0%	0%	0%	0%	3%
8	Reid Ribble (R)	6%	46%	0%	0%	0%	3%
WYOMING							
1	Cynthia Lummis (R)	6%	46%	57%	55%	0%	3%

SUMMARY of BILLS

Scored Actions — Senate

Pro-accountability scored actions

S.AMDT. 1327 TO H.R. 1314

Voting for this amendment supported protecting the rights of people.

This amendment sought to remove fast-track Trade Promotion Authority from any trade agreement that included investor-state dispute settlement provisions, which give corporations the right to sue government in international arbitration tribunals.

Not agreed to by Senate, 39–60, in Roll Call No. 188, May 22, 2015

Anti-accountability scored actions.

S.1: KEYSTONE XL PIPELINE APPROVAL ACT

Voting against this bill prioritized the rights of people and a healthy environment over profits.

This bill would have allowed the controversial Keystone XL Pipeline to go forward. This would have transported the dirtiest type of oil, in pipes that are notorious for leaking, the length of the country. U.S. taxpayers would have been responsible for the costs of any spills, but would not have seen any of the financial benefits of the project.

Passed by Senate, 62–36, in Roll Call No. 49, January 29, 2015

Failed to override Presidential veto, 62–37, in Roll Call No. 68, March 4, 2015

DEFENDING PUBLIC SAFETY EMPLOYEES' RETIREMENT ACT (SENATE VOTE ON H.R. 2146)

Voting against this bill prioritized the rights and well-being of people over profits.

This bill enabled the fast-track of the Trade Promotion Authority for the Trans-Pacific Partnership (TPP). This diminished Congress' ability to amend or filibuster the TPP, a trade partnership with alarming lack of transparency and numerous negative consequences for the American public.

Passed by Senate, 60–38, in Roll Call No. 219, June 24, 2015

Leadership Measures — Senate

Pro-accountability measures

S.1133: ARBITRATION FAIRNESS ACT OF 2015

Co-sponsoring this bill promoted the advancement of victims' access to redress for corporate abuses.

The bill declared that no pre-dispute arbitration agreement shall be valid or enforceable if it requires arbitration of an employment, consumer, or civil rights dispute. The bill sought to restore the balance of power between workers, consumers, and corporations in settling disputes over violations of rights. Corporations have used unequal bargaining power to impose binding arbitration clauses on people; these arbitration proceedings do not have the same protections as a court process, and may be too costly for many people to use. This bill would have enabled victims to regain the right to their day in court.

Introduced April 29, 2015

Referred to the Judiciary Committee

S.214: SHAREHOLDER PROTECTION ACT OF 2015

Co-sponsoring this bill supported enforcing responsible business practices.

This bill would have required shareholder approval of political expenditures using a corporation's money. Shareholders, who own the corporation, have a financial interest in decisions being made with their money, and corporations have a duty to act in their interest. Shareholders do not always agree with the political views of corporate management, and may prefer that their corporations focus on their business, not politics.

Introduced January 21, 2016

Referred to three House Committees

S.1109: TRUTH IN SETTLEMENTS ACT OF 2015

Co-sponsoring this bill promoted greater transparency on agreements with corporate criminals.

This bill set forth reporting requirements for public disclosure of settlement agreements of \$1 million or more between federal agencies and corporations alleged to have violated federal criminal or civil law. Increasing the transparency of government settlements with corporate offenders provides for greater scrutiny in the relationship between big business and public officials.

Introduced April 28, 2015

Passed by unanimous consent on September 21, 2015

Referred to the House Committee on Oversight and Government Reform; Placed on the Union Calendar

S.413: GOVERNMENT SETTLEMENT TRANSPARENCY AND REFORM ACT

Co-sponsoring this bill promoted transparency and ensures that unlawful acts are not rewarded.

Re-introduction of Government Settlement Transparency and Reform Act (S. 1654). This bill sought to prohibit corporations from deducting fines and penalties paid for violating the law, because no one should be rewarded through tax breaks or deductions for breaking the law. It also promoted transparency by imposing stronger reporting requirements on the government related to these fees paid as fines or restitution.

Introduced February 9, 2015

Referred to the Committee on Finance

S.284: GLOBAL MAGNITSKY HUMAN RIGHTS ACCOUNTABILITY ACT

Co-sponsoring this bill supported increased accountability for those involved with human rights abuses.

This bill granted the executive branch the power to punish foreign human rights abusers, including corporations, by preventing them from entering or conducting business in the United States after receiving credible evidence of wrongdoing. This act also required the President to publish a list of those sanctioned by the act and the justification for doing so. Allowing the President to prevent human rights abusers from enjoying access to American resources incentivizes greater accountability worldwide.

Introduced January 28, 2015

Passed by unanimous consent on December 17, 2015

Enacted as part of S. 2943, the National Defense Authorization Act for 2017

CITIZENS UNITED FIXES

Co-sponsoring any of these bills showed support for transparency and the rights of people over profits.

Two measures were introduced to address the Supreme Court's decision in *Citizens United v. Federal Election Commission*, which allowed unlimited corporate spending on elections; these constitutional amendments seek to ensure that the Constitution protects human beings, not corporations. They each declared, in different terms, that corporations or corporate spending on elections could be regulated by Congress. These are aggregated for scoring purposes:

S.J. Res 5: A joint resolution that proposed an amendment to the Constitution of the United States relating to contributions and expenditures intended to affect elections. *(Introduced January 21, 2015; Referred to the Judiciary Committee.)*

S.J. Res 7: A joint resolution that proposed an amendment to the Constitution of the United States to clarify the authority of Congress and the States to regulate corporations, limited liability companies, and other corporate entities established by the laws of any State, the United States, or any foreign state. *(Introduced February 4, 2015; Referred to the Judiciary Committee.)*

S.1041: END POLLUTER WELFARE ACT OF 2015

Co-sponsoring this bill promoted deterring irresponsible business practices.

This bill placed limits on fossil fuel companies, including eliminating subsidies, increasing minimum royalty payments, stopping further harmful projects, eliminating limited liability for oil spills, eliminating certain harmful categories from the list of eligible projects for loan guarantees, and repealing tax incentives for investment in fossil fuel. The strong provisions would have deterred irresponsible business.

Introduced April 22, 2015

Referred to the Committee on Finance

S.1377: CIVILIAN EXTRATERRITORIAL JURISDICTION ACT OF 2015

Co-sponsoring this bill promoted accountability for criminal offenses committed abroad.

This bill sought to expand federal criminal jurisdiction over federal contractors and employees who commit certain criminal offenses abroad, including sexual assault and torture. This would have ended criminal impunity for federal contractors not employed by the Department of Defense and held public employees to the same standard of law as all Americans.

Introduced May 19, 2015

Referred to the Judiciary Committee

S.229: DISCLOSE (DEMOCRACY IS STRENGTHENED BY CASTING LIGHT ON SPENDING IN ELECTIONS) ACT OF 2015

Co-sponsoring this bill promoted transparency in corporate political spending.

This bill prescribed (1) disclosure requirements for corporations, labor organizations, and certain other entities; and (2) disclaimer requirements for campaign-related disbursements and for certain communications.

Introduced January 21, 2015

Referred to the Committee on Rules and Administration

S.169: NO TAX WRITE-OFFS FOR CORPORATE WRONGDOERS ACT

Co-sponsoring this bill promoted accountability.

This bill sought to close an unjust tax loophole that allows corporations to take tax deductions for paying punitive damages in a lawsuit.

Introduced January 13, 2015

Referred to the Committee on Finance

S.2546: NO WINDFALLS FOR BAILED OUT EXECUTIVES ACT

Co-sponsoring this bill supported responsible business practices.

This bill sought to prohibit deferred compensation benefits to highly-compensated corporate executives of companies that have received extraordinary assistance from the U.S. government.

Introduced February 11, 2016

Referred to the Finance Committee

S.2140: HIDE NO HARM ACT

Co-sponsoring this bill supported responsible business practices and accountability.

This bill sought to make it a crime for a business entity or business executive to knowingly conceal information about its business practices or products that pose an imminent risk of death or serious physical injury to consumers and workplace danger. The bill also included protections for whistleblowers.

Introduced October 6, 2015

Referred to the Judiciary Committee

S.2897: JUSTICE FOR TELECOMMUNICATIONS CONSUMERS ACT OF 2016

Co-sponsoring this bill supported transparency and accountability.

This bill would have prohibited pre-dispute arbitration agreements for certain telecommunications contracts, including phones, internet and cable TV.

Introduced April 28, 2016

Referred to the Judiciary Committee

S.2489: INCORPORATION TRANSPARENCY AND LAW ENFORCEMENT ASSISTANCE ACT

Co-sponsoring this bill supported transparency and responsible business practices.

This bill would have required states receiving certain funding to require corporations to provide and update lists of their beneficial owners and provide that information pursuant to certain criminal, civil or administrative request.

Introduced February 3, 2016

Referred to the Judiciary Committee

Scored Actions — House of Representatives

Anti-accountability scored actions

H.R. 2146: DEFENDING PUBLIC SAFETY EMPLOYEES' RETIREMENT ACT

Voting against this bill demonstrated prioritizing the interests of people over profits.

This bill enabled the fast-track of the Trade Promotion Authority for the Trans-Pacific Partnership (TPP). Fast-track diminishes Congress' ability to amend or filibuster the TPP, a trade pact with alarming lack of transparency and numerous negative consequences for the American public. The TPP would vastly expand the number of companies entitled to use investor-state dispute settlement, a system that prioritizes corporate interests over the rights of people.

Passed by House, 218–208, in Roll Call No. 374, June 18, 2015

H.R. 3: KEYSTONE XL PIPELINE APPROVAL ACT

Voting against this bill demonstrated prioritizing the interests of people and the environment over profits.

This bill would have allowed the controversial Keystone XL Pipeline to go forward. This project would have transported the dirtiest type of oil the length of the country in pipes that are notorious for leaking. U.S. taxpayers would have been responsible for the costs of any spills, but would not have seen any of the financial benefits of the project.

Passed by House, 266–153, in Roll Call No. 16, January 9, 2015

H.AMDT. 1253 TO H.R. 5485: AMENDMENT PROHIBITS FUNDS APPROPRIATED IN THIS ACT TO BE USED TO ENFORCE A SEC RULE PURSUANT TO SECTION 1502 OF DODD-FRANK RELATING TO “CONFLICT MINERALS.”

Voting against this amendment demonstrated support for transparency and accountability.

This amendment enabled Congress to defund enforcement of Section 1502 of the Dodd-Frank Act, the conflict minerals disclosure law. The law requires certain companies that use tin, tungsten, tantalum and gold in their product to disclose whether they have conducted due diligence on the origin of those minerals, and has increased transparency in the supply chain process with the goal of reducing the use of conflict minerals.

Passed in the House, 236–188, in Roll Call No. 384, July 7, 2016

There were no pro-accountability scored actions.

Leadership Measures — House of Representatives

Pro-accountability measures

H.R. 2087: ARBITRATION FAIRNESS ACT OF 2015

Co-sponsoring this bill promoted the advancement of victims' access to redress for corporate abuses.

The bill declared that no pre-dispute arbitration agreement shall be valid or enforceable if it requires arbitration of an employment, consumer, or civil rights dispute. The bill sought to restore the balance of power between workers, consumers, and corporations in settling disputes over violations of rights. Corporations have used unequal bargaining power to impose binding arbitration clauses on people; these arbitration proceedings do not have the same protections as a court process, and may be too costly for many people to use. This bill would have enabled victims to regain the right to their day in court.

Introduced April 29, 2015

Referred to the Judiciary Committee

H.R. 446: SHAREHOLDER PROTECTION ACT OF 2015

Co-sponsoring this bill supported enforcing responsible business practices.

This bill would have required shareholder approval of political expenditures using a corporation's money. Shareholders, who own the corporation, have a financial interest in decisions being made with their money, and corporations have a duty to act in their interest. Shareholders do not always agree with the political views of corporate management, and may prefer that their corporations focus on their business, not politics.

Introduced January 21, 2015

Referred to the Committee on Financial Services

H.R. 2648: TRUTH IN SETTLEMENTS ACT OF 2015

Co-sponsoring this bill promoted greater transparency on agreements with corporate criminals.

This bill set forth reporting requirements for public disclosure of settlement agreements of \$1 million or more between federal agencies and corporations alleged to have violated federal criminal or civil law. Increasing the transparency of government settlements with corporate offenders provides for greater scrutiny in the relationship between big business and public officials.

Introduced June 4, 2015

Referred to the Committee on Oversight and Government Reform and the Committee on Financial Services

H.R. 624: GLOBAL MAGNITSKY HUMAN RIGHTS ACCOUNTABILITY ACT

Co-sponsoring this bill supported increased accountability for those involved with human rights abuses.

This bill granted the executive branch the power to punish foreign human rights abusers, including corporations, by preventing them from entering or conducting business in the United States after receiving credible evidence of wrongdoing. This act also required the President to publish a list of those sanctioned by the act and the justification for doing so. Allowing the President to prevent human rights abusers from enjoying access to American resources incentivizes greater accountability worldwide.

Introduced January 30, 2015

Referred to the Judiciary Committee and the Foreign Affairs Committee

Enacted as part of S. 2943, the National Defense Authorization Act for 2017

CITIZENS UNITED FIXES

Co-sponsoring any of these resolutions supported checking corporate power.

A number of measures were introduced to address the Supreme Court's decision in *Citizens United v. Federal Election Commission*, which allowed unlimited corporate spending on elections; these bills and constitutional amendments seek to ensure that the Constitution protects human beings, not corporations. The four proposed constitutional amendments would each declare, in different terms, that corporations or corporate spending on elections could be regulated by Congress. These are aggregated for scoring purposes:

H.R. 424: Empowering Citizens Act: This bill would revise the public financing system for presidential primary and general elections, and establish a system of public financing for congressional elections. The bill would have also made it more difficult for super PACs and political non-profits to fund campaigns. *(Introduced January 21, 2015; referred to the Ways and Means Committee)*

H.J. Res. 22: A joint resolution that proposed an amendment to the Constitution of the United States relating to contributions and expenditures intended to affect elections. *(Introduced January 20, 2015; referred to the Judiciary Committee.)*

H.J. Res. 23: A joint resolution that proposed an amendment to the Constitution of the United States to clarify the authority of Congress and States to regulate corporations, limited liability companies or other corporate entities established by the laws of any State, the United States, or any foreign state. *(Introduced on January 21, 2015; referred to the Judiciary Committee.)*

H.J. Res. 36: A joint resolution that proposed an amendment to the Constitution of the United States to clarify the authority of Congress and the States to regulate the expenditure of funds for political activity by corporations. *(Introduced February 26, 2015; referred to the Judiciary Committee.)*

H.J. Res. 48: A joint resolution that proposed an amendment to the Constitution of the United States providing that the rights extended by the Constitution are the rights of natural persons only. *(Introduced April 28, 2015; referred to the Judiciary Committee.)*

H.R. 1930: END POLLUTER WELFARE ACT OF 2015

Co-sponsoring this bill supported ensuring that irresponsible business practices are not rewarded.

Re-introduction of End Polluter Welfare Act of 2013 (H.R. 3574). This bill placed limits on fossil fuel companies, including eliminating subsidies, increasing minimum royalty payments, stopping further harmful projects, eliminating limited liability for oil spills, eliminating certain harmful categories from the list of eligible projects for loan guarantees, and repealing tax incentives for investment in fossil fuel. The strong provisions would have deterred irresponsible business.

Introduced April 22, 2015

Referred to nine House Committees

H.R.430: DISCLOSE (DEMOCRACY IS STRENGTHENED BY CASTING LIGHT ON SPENDING IN ELECTIONS) ACT OF 2015

Co-sponsoring this bill supported transparency in corporate political spending.

This bill prescribed (1) disclosure requirements for corporations, labor organizations, and certain other entities; and (2) disclaimer requirements for campaign-related disbursements and for certain communications.

Introduced January 21, 2015

Referred to three House Committees

H.R. 418: CORPORATE POLITICS TRANSPARENCY ACT

Co-sponsoring this bill supported transparency in corporate political spending.

This bill would require publicly-traded companies to disclose political expenditures in their quarterly and annual reports.

Introduced January 20, 2015

Referred to the Committee on Financial Services

H.R. 3226: BUSINESS SUPPLY CHAIN TRANSPARENCY ON TRAFFICKING AND SLAVERY ACT OF 2015

Co-sponsoring this bill promoted transparency and the implementation of safeguards against egregious labor abuses.

This bill would require certain companies to disclose information describing any measures the company has taken to identify and address conditions of forced labor, slavery, human trafficking, and the worst forms of child labor within the company's supply chains.

Introduced July 27, 2015

Referred to the Committee on Financial Services

H.R. 3811: OUTSOURCING ACCOUNTABILITY ACT OF 2015

Co-sponsoring this bill supported transparency in corporate practices.

This bill would require publicly-traded companies to disclose the number of employees in the U.S. and abroad, to provide greater transparency about jobs moving overseas.

Introduced October 22, 2015

Referred to the Committee on Financial Services

H.R. 96: DANGEROUS PRODUCTS WARNING ACT

Co-sponsoring this bill promoted accountability for unsafe products and promotes consumer safety.

This bill sought to impose criminal liability on companies who knowingly fail to disclose dangers of a product once it is discovered.

Introduced January 6, 2015

Referred to the Judiciary Committee

H.R. 450: PROTECT DEMOCRACY FROM CRIMINAL CORPORATIONS ACT

Co-sponsoring this bill supported checking the influence of corporations convicted of criminal acts.

This bill sought to prohibit corporations who were convicted of certain federal crimes – or who paid at least \$1 million to the government to resolve a prosecution – from engaging in any political spending for six years.

Introduced January 21, 2015

Referred to the Committee on House Administration

H.R. 102: CORPORATE CRIME DATABASE ACT

Co-sponsoring this bill supported accountability and transparency.

This bill promoted both corporate accountability and transparency by seeking to create a database of both criminal and civil proceedings against a corporation, a public website of severely improper corporate conduct, and requiring reports annually to Congress on this conduct.

Introduced January 6, 2015

Referred to three House Committees

H.R. 967 PROTECTING AMERICA'S SOVEREIGNTY ACT

Co-sponsoring this bill supported protecting the rights of people.

This bill would have prohibited treaties and trade agreements that allow foreign corporations to take the U.S. government to an international arbitration tribunal if they believe the government has violated their rights.

Introduced February 13, 2015

Referred to the Ways and Means Committee and the Foreign Affairs Committee

H.R. 3304: FOREIGN MANUFACTURERS LEGAL ACCOUNTABILITY ACT OF 2015

Co-sponsoring this bill promoted accountability and supporting the rights of people.

This bill would have required certain foreign manufacturers of products sold in the United States to consent to being sued in the U.S., and to designate an agent in the United States that could receive lawsuits.

Introduced July 29, 2015

Referred to three House Committees

H.R. 4450: INCORPORATION TRANSPARENCY AND LAW ENFORCEMENT ASSISTANCE ACT

Co-sponsoring this bill supported transparency and responsible business practices.

This bill would have required corporations to disclose their beneficial ownership, if their state does not already require this. Statements of beneficial ownership would be filed with the Treasury Department and could be requested by government agencies or subpoenaed by a court.

Introduced on February 3, 2016

Referred to the Financial Services Committee

APPENDIX

RAW DATA

Senate

A S.1 Keystone XL Pipeline Approval Act

B H.R. 2146: Defending Public Safety Employees' Retirement Act

C S.Amdt. 1327 to H.R. 1314

D S.1133 Arbitration Fairness Act of 2015

E S.214 Shareholder Protection Act of 2015

F S.1109 Truth in Settlements Act of 2015

G S.413 Government Settlement Transparency and Reform Act

H S.284 Global Magnitsky Human Rights Accountability Act

I Citizens United Comb.

J S.1041 End Polluter Welfare Act of 2015

K S.1377 Civilian Extraterritorial Jurisdiction Act of 2015

L S.229 DISCLOSE (Democracy Is Strengthened by Casting Light on Spending in Elections) Act of 2015

M S.169 No Tax Write-offs for Corporate Wrongdoers Act

N S.2546 No Windfalls for Bailed Out Executives Act

O S.2140 Hide No Harm Act of 2015

P S.2897 Justice for Telecommunications Consumers Act of 2016

Q S.2489 Incorporation Transparency and Law Enforcement Assistance Act

FIRST	LAST	PARTY	STATE	ACTIONABLE			LEADERSHIP													
				A	B	C	D	E	F	G	H	I	J	K	L	M	N	O	P	Q
Lamar	Alexander	R	TN	0	0	0	0	0	0	0	0	0	0	0	0	0	0	0	0	0
Kelly	Ayotte	R	NH	0	0	0	0	0	0	0	0	0	0	0	0	0	0	0	0	0
Tammy	Baldwin	D	WI	1	1	1	1	0	1	0	0	1	0	0	1	0	0	0	0	0
John	Barrasso	R	WY	0	0	0	0	0	0	0	0	0	0	0	0	0	0	0	0	0
Michael	Bennet	D	CO	0	0	1	0	0	0	0	0	1	0	0	1	0	0	0	0	0
Richard	Blumenthal	D	CT	1	1	1	1	1	0	0	1	1	0	0	1	0	1	1	1	1
Roy	Blunt	R	MO	0	0	0	0	0	0	0	0	0	0	0	0	0	0	0	0	0
Cory	Booker	D	NJ	1	1	1	1	0	0	0	0	1	0	0	1	0	0	0	0	0

Under "Actionable," 1 indicates a vote for a pro-accountability measure, 0 indicates a vote against a pro-accountability measure.

Under "Leadership," 1 indicates the sponsoring or co-sponsoring of a pro-accountability measure.

FIRST	LAST	PARTY	STATE	ACTIONABLE			LEADERSHIP													
				A	B	C	D	E	F	G	H	I	J	K	L	M	N	O	P	Q
John	Boozman	R	AR	0	0	0	0	0	0	0	0	0	0	0	0	0	0	0	0	0
Barbara	Boxer	D	CA	1	1	1	1	0	0	0	0	1	0	0	1	0	0	0	0	0
Sherrod	Brown	D	OH	1	1	1	1	0	0	0	0	1	0	0	1	0	0	0	1	0
Richard	Burr	R	NC	0	0	0	0	0	0	0	0	0	0	0	0	0	0	0	0	0
Maria	Cantwell	D	WA	1	0	1	1	0	0	0	0	1	0	0	1	0	0	0	0	0
Shelley	Capito	R	WV	0	0	0	0	0	0	0	0	0	0	0	0	0	0	0	0	0
Benjamin	Cardin	D	MD	1	1	1	0	0	0	0	1	1	0	0	1	0	0	0	0	0
Thomas	Carper	D	DE	0	0	0	0	0	0	0	0	1	0	0	1	0	0	0	0	0
Robert	Casey	D	PA	0	1	1	1	0	0	0	0	1	0	0	1	0	0	1	0	0
Bill	Cassidy	R	LA	0	0	0	0	0	0	0	0	0	0	0	0	0	0	0	0	0
Daniel	Coats	R	IN	0	0	0	0	0	0	0	0	0	0	0	0	0	0	0	0	0
Thad	Cochran	R	MS	0	0	0	0	0	0	0	0	0	0	0	0	0	0	0	0	0
Susan	Collins	R	ME	0	1	0	0	0	0	0	0	0	0	0	0	0	0	0	0	0
Chris	Coons	D	DE	1	0	0	1	0	0	0	1	1	0	0	1	0	0	0	0	0
Bob	Corker	R	TN	0	0	0	0	0	0	0	0	0	0	0	0	0	0	0	0	0
John	Cornyn	R	TX	0	0	0	0	0	0	0	0	0	0	0	0	0	0	0	0	0
Tom	Cotton	R	AR	0	0	0	0	0	0	0	0	0	0	0	0	0	0	0	0	0
Michael	Crapo	R	ID	0	0	0	0	0	0	0	0	0	0	0	0	0	0	0	0	0
Ted	Cruz	R	TX	0	1	0	0	0	0	0	1	0	0	0	0	0	0	0	0	0
Steve	Daines	R	MT	0	0	0	0	0	0	0	0	0	0	0	0	0	0	0	0	0
Joe	Donnelly	D	IN	0	1	1	0	0	0	0	0	1	0	0	0	0	0	0	0	0
Richard	Durbin	D	IL	1	1	1	1	1	0	0	1	1	0	0	1	0	0	0	1	0
Michael	Enzi	R	WY	0	0	0	0	0	0	0	0	0	0	0	0	0	0	0	0	0

Under "Actionable," 1 indicates a vote for a pro-accountability measure, 0 indicates a vote against a pro-accountability measure.

Under "Leadership," 1 indicates the sponsoring or co-sponsoring of a pro-accountability measure.

FIRST	LAST	PARTY	STATE	ACTIONABLE			LEADERSHIP													
				A	B	C	D	E	F	G	H	I	J	K	L	M	N	O	P	Q
Joni	Ernst	R	IA	0	0	0	0	0	0	0	0	0	0	0	0	0	0	0	0	0
Dianne	Feinstein	D	CA	1	0	0	0	1	0	0	0	1	0	0	1	0	0	0	0	1
Deb	Fischer	R	NE	0	0	0	0	0	0	0	0	0	0	0	0	0	0	0	0	0
Jeff	Flake	R	AZ	0	0	0	0	0	0	0	0	0	0	0	0	0	0	0	0	0
Alan	Franken	D	MN	1	1	1	1	1	0	0	0	1	0	0	1	0	0	0	1	0
Cory	Gardner	R	CO	0	0	0	0	0	0	0	0	0	0	0	0	0	0	0	0	0
Kirsten	Gillibrand	D	NY	1	1	1	0	1	0	0	0	1	0	0	1	0	0	0	0	0
Lindsey	Graham	R	SC	0	0	0	0	0	0	0	0	0	0	0	0	0	0	0	0	0
Charles	Grassley	R	IA	0	0	0	0	0	0	1	0	0	0	0	0	0	0	0	0	1
Orrin	Hatch	R	UT	0	0	0	0	0	0	0	0	0	0	0	0	0	0	0	0	0
Martin	Heinrich	D	NM	1	1	1	0	0	0	0	0	1	0	1	1	0	0	0	0	0
Heidi	Heitkamp	D	ND	0	0	1	1	0	0	0	0	1	0	0	1	0	0	0	0	0
Dean	Heller	R	NV	0	0	0	0	0	0	0	0	0	0	0	0	0	0	0	0	0
Mazie	Hirono	D	HI	1	1	1	1	1	0	0	0	1	0	0	1	0	0	0	0	0
John	Hoeven	R	ND	0	0	0	0	0	0	0	0	0	0	0	0	0	0	0	0	0
James	Inhofe	R	OK	0	0	0	0	0	0	0	0	0	0	0	0	0	0	0	0	0
John	Isakson	R	GA	0	0	0	0	0	0	0	0	0	0	0	0	0	0	0	0	0
Ron	Johnson	R	WI	0	0	0	0	0	0	0	0	0	0	0	0	0	0	0	0	0
Timothy	Kaine	D	VA	1	0	0	0	0	0	0	0	0	0	0	1	0	0	0	0	0
Angus	King	I	ME	1	1	1	0	0	0	0	0	1	0	0	1	0	0	0	0	0
Mark	Kirk	R	IL	0	0	0	0	0	0	0	1	0	0	0	0	0	0	0	0	0
Amy	Klobuchar	D	MN	1	1	1	0	0	0	0	0	1	0	0	1	0	0	0	0	0
James	Lankford	R	OK	0	0	0	0	0	1	0	0	0	0	0	0	0	0	0	0	0

Under "Actionable," 1 indicates a vote for a pro-accountability measure, 0 indicates a vote against a pro-accountability measure.

Under "Leadership," 1 indicates the sponsoring or co-sponsoring of a pro-accountability measure.

FIRST	LAST	PARTY	STATE	ACTIONABLE			LEADERSHIP													
				A	B	C	D	E	F	G	H	I	J	K	L	M	N	O	P	Q
Patrick	Leahy	D	VT	1	1	1	1	1	0	0	0	0	0	1	1	1	0	0	0	0
Mike	Lee	R	UT	0	1	0	0	0	0	0	0	0	0	0	0	0	0	0	0	0
Joe	Manchin	D	WV	0	1	1	0	0	0	0	0	1	0	0	1	0	0	0	0	0
Edward	Markey	D	MA	1	1	1	1	1	0	0	1	1	1	0	1	0	0	0	1	0
John	McCain	R	AZ	0	0	0	0	0	0	0	1	0	0	0	0	0	0	0	0	0
Claire	McCaskill	D	MO	0	0	0	0	0	0	0	0	1	0	1	1	0	1	0	0	0
Mitch	McConnell	R	KY	0	0	0	0	0	0	0	0	0	0	0	0	0	0	0	0	0
Robert	Menéndez	D	NJ	1	1	1	1	1	0	0	0	1	0	0	1	0	0	0	0	0
Jeff	Merkley	D	OR	1	1	1	1	1	0	0	0	1	1	0	1	0	0	0	1	0
Barbara	Mikulski	D	MD	1	1	1	0	0	0	0	0	1	0	0	1	0	0	0	0	0
Jerry	Moran	R	KS	0	0	0	0	0	0	0	0	0	0	0	0	0	0	0	0	0
Lisa	Murkowski	R	AK	0	0	0	0	0	0	0	0	0	0	0	0	0	0	0	0	0
Christopher	Murphy	D	CT	1	1	1	0	0	0	0	0	1	0	0	1	0	0	0	0	0
Patty	Murray	D	WA	1	0	1	1	0	0	0	0	1	0	0	1	0	0	0	0	0
Bill	Nelson	D	FL	1	0	0	0	0	0	0	0	1	0	0	1	0	0	0	0	0
Rand	Paul	R	KY	0	1	1	0	0	0	0	0	0	0	0	0	0	0	0	0	0
David	Perdue	R	GA	0	0	0	0	0	0	0	0	0	0	0	0	0	0	0	0	0
Gary	Peters	D	MI	1	1	1	0	0	0	0	0	1	0	0	1	0	0	0	0	0
Robert	Portman	R	OH	0	0	0	0	0	0	0	0	0	0	0	0	0	0	0	0	0
John	Reed	D	RI	1	1	1	1	0	0	1	0	1	0	0	1	0	0	0	0	0
Harry	Reid	D	NV	1	1	1	0	0	0	0	0	1	0	0	0	0	0	0	0	0
James	Risch	R	ID	0	0	0	0	0	0	0	0	0	0	0	0	0	0	0	0	0
Pat	Roberts	R	KS	0	0	0	0	0	0	0	0	0	0	0	0	0	0	0	0	0

Under "Actionable," 1 indicates a vote for a pro-accountability measure, 0 indicates a vote against a pro-accountability measure.

Under "Leadership," 1 indicates the sponsoring or co-sponsoring of a pro-accountability measure.

FIRST	LAST	PARTY	STATE	ACTIONABLE			LEADERSHIP													
				A	B	C	D	E	F	G	H	I	J	K	L	M	N	O	P	Q
Mike	Rounds	R	SD	0	0	0	0	0	0	0	0	0	0	0	0	0	0	0	0	0
Marco	Rubio	R	FL	1	1	0	0	0	0	0	1	0	0	0	0	0	0	0	0	0
Bernie	Sanders	I	VT	1	1	1	1	0	0	0	0	1	1	1	1	0	0	0	1	0
Benjamin	Sasse	R	NE	0	0	0	0	0	0	0	0	0	0	0	0	0	0	0	0	0
Brian	Schatz	D	HI	1	1	1	1	0	0	0	0	1	0	0	1	0	0	0	0	0
Charles	Schumer	D	NY	1	1	1	0	0	0	0	0	1	0	1	1	0	0	0	0	0
Tim	Scott	R	SC	0	0	0	0	0	0	0	0	0	0	0	0	0	0	0	0	0
Jeff	Sessions	R	AL	0	1	0	0	0	0	0	0	0	0	0	0	0	0	0	0	0
Jeanne	Shaheen	D	NH	1	0	1	1	1	0	0	1	1	0	1	1	0	0	0	0	0
Richard	Shelby	R	AL	0	1	0	0	0	0	0	0	0	0	0	0	0	0	0	0	0
Debbie	Stabenow	D	MI	1	1	1	0	0	0	0	0	1	0	0	1	0	0	0	0	0
Dan	Sullivan	R	AK	0	0	0	0	0	0	0	0	0	0	0	0	0	0	0	0	0
Jon	Tester	D	MT	0	1	1	0	0	0	0	0	1	0	0	1	0	0	0	0	0
John	Thune	R	SD	0	0	0	0	0	0	0	0	0	0	0	0	0	0	0	0	0
Thom	Tillis	R	NC	0	0	0	0	0	0	0	0	0	0	0	0	0	0	0	0	0
Patrick	Toomey	R	PA	0	0	0	0	0	0	0	0	0	0	0	0	0	0	0	0	0
Tom	Udall	D	NM	1	1	1	1	1	0	0	0	1	0	0	1	0	0	0	0	0
David	Vitter	R	LA	0	0	0	0	0	0	0	0	0	0	0	0	0	0	0	0	0
Mark	Warner	D	VA	0	0	0	0	0	0	0	0	0	0	0	1	0	0	0	0	0
Elizabeth	Warren	D	MA	1	1	1	1	1	1	0	0	1	0	1	1	0	0	0	1	0
Sheldon	Whitehouse	D	RI	1	1	1	1	1	0	0	0	1	0	0	1	0	1	0	1	1
Roger	Wicker	R	MS	0	0	0	0	0	0	0	1	0	0	0	0	0	0	0	0	0
Ron	Wyden	D	OR	1	0	0	1	0	0	0	0	1	0	0	0	0	0	0	0	0

Under "Actionable," 1 indicates a vote for a pro-accountability measure, 0 indicates a vote against a pro-accountability measure.

Under "Leadership," 1 indicates the sponsoring or co-sponsoring of a pro-accountability measure.

House of Representatives

- A

H.R.3 Keystone XL Pipeline Approval Act (Vote) [anti-accountability]
- B

H.R. 2146: Defending Public Safety Employees' Retirement Act
- C

H. Amdt 1253 to H.R. 5485: Amendment prohibits funds appropriated in this act to be used to enforce a SEC rule pursuant to section 1502 of Dodd-Frank relating to "conflict minerals"
- D

H.R.2087 Arbitration Fairness Act of 2015
- E

H.R.446 Shareholder Protection Act of 2015
- F

H.R.2648 Truth in Settlements Act of 2015
- G

H.R.624 Global Magnitsky Human Rights Accountability Act
- H

All Citizen's United
- I

H.R.1930 End Polluter Welfare Act of 2015
- J

H.R.430 DISCLOSE (Democracy Is Strengthened by Casting Light on Spending in Elections) Act of 2015
- K

H.R.418 Corporate Politics Transparency Act
- L

H.R.3226 Business Supply Chain Transparency on Trafficking and Slavery Act of 2015
- M

H.R.3811 Outsourcing Accountability Act of 2015
- N

H.R.96 Dangerous Products Warning Act
- O

H.R.450 Protect Democracy From Criminal Corporations Act
- P

H.R.102 Corporate Crime Database Act
- Q

H.R.967: Protecting America's Sovereignty Act
- R

H.R. 3304: Foreign Manufacturers Legal Accountability Act of 2015
- S

H.R. 4450

FIRST	LAST	PARTY	STATE	ACTIONABLE			LEADERSHIP															
				A	B	C	D	E	F	G	H	I	J	K	L	M	N	O	P	Q	R	S
Ralph	Abraham	R	LA	0	0	0	0	0	0	0	0	0	0	0	0	0	0	0	0	0	0	0
Alma	Adams	D	NC	1	1	1	0	0	0	0	1	0	0	0	0	0	0	0	0	0	0	0
Robert	Aderholt	R	AL	0	1	0	0	0	0	0	0	0	0	0	0	0	0	0	0	0	0	0
Pete	Aguilar	D	CA	1	1	1	0	0	0	0	1	0	1	0	0	0	0	0	0	0	0	0
Rick	Allen	R	GA	0	0	0	0	0	0	0	0	0	0	0	0	0	0	0	0	0	0	0
Justin	Amash	R	MI	1	1	0	0	0	0	0	0	0	0	0	0	0	0	0	0	0	0	0

Under "Actionable," 1 indicates a vote for a pro-accountability measure, 0 indicates a vote against a pro-accountability measure.
Under "Leadership," 1 indicates the sponsoring or co-sponsoring of a pro-accountability measure.

FIRST	LAST	PARTY	STATE	ACTIONABLE			LEADERSHIP															
				A	B	C	D	E	F	G	H	I	J	K	L	M	N	O	P	Q	R	S
Mark	Amodei	R	NV	0	0	0	0	0	0	0	0	0	0	0	0	0	0	0	0	0	0	0
Brad	Ashford	D	NE	0	0	1	0	0	0	0	1	0	0	0	0	0	0	0	0	0	0	0
Brian	Babin	R	TX	0	0	0	0	0	0	0	0	0	0	0	0	0	0	0	0	0	0	0
Lou	Barletta	R	PA	0	0	0	0	0	0	1	0	0	0	0	0	0	0	0	0	0	0	0
Garland	Barr	R	KY	0	0	0	0	0	0	0	0	0	0	0	0	0	0	0	0	0	0	0
Joe	Barton	R	TX	0	0	0	0	0	0	0	0	0	0	0	0	0	0	0	0	0	0	0
Karen	Bass	D	CA	1	1	1	1	0	0	0	1	0	0	0	0	0	0	0	0	0	0	0
Joyce	Beatty	D	OH	1	1	1	0	0	0	1	1	0	1	0	0	0	0	0	0	0	0	0
Xavier	Becerra	D	CA	1	1	1	0	0	0	0	1	0	1	0	0	0	0	0	0	0	0	0
Dan	Benishek	R	MI	0	0	0	0	0	0	0	0	0	0	0	0	0	0	0	0	0	0	0
Ami	Bera	D	CA	1	0	1	0	0	0	0	1	0	0	0	0	0	0	0	0	0	0	0
Donald	Beyer	D	VA	1	0	1	1	0	0	0	1	0	0	0	0	0	0	0	0	0	0	0
Gus	Bilirakis	R	FL	0	0	0	0	0	0	0	0	0	0	0	0	0	0	0	0	0	0	0
Mike	Bishop	R	MI	0	0	0	0	0	0	0	0	0	0	0	0	0	0	0	0	0	0	0
Rob	Bishop	R	UT	0	0	0	0	0	0	0	0	0	0	0	0	0	0	0	0	0	0	0
Sanford	Bishop	D	GA	0	1	1	0	0	0	0	0	0	0	0	0	0	0	0	0	0	0	0
Diane	Black	R	TN	0	0	0	0	0	0	0	0	0	0	0	0	0	0	0	0	0	0	0
Marsha	Blackburn	R	TN	0	0	0	0	0	0	0	0	0	0	0	0	0	0	0	0	0	0	0
Rod	Blum	R	IA	0	0	0	0	0	0	0	0	0	0	0	0	0	0	0	0	0	0	0
Earl	Blumenauer	D	OR	1	0	1	1	1	0	1	1	0	1	0	1	0	0	0	0	0	0	1
Suzanne	Bonamici	D	OR	1	0	1	1	1	0	0	1	0	1	0	0	0	0	0	0	0	1	1
Mike	Bost	R	IL	0	0	1	0	0	0	0	0	0	0	0	0	0	0	0	0	0	0	0
Charles	Boustany	R	LA	0	0	0	0	0	0	0	0	0	0	0	0	0	0	0	0	0	0	0

Under "Actionable," 1 indicates a vote for a pro-accountability measure, 0 indicates a vote against a pro-accountability measure.

Under "Leadership," 1 indicates the sponsoring or co-sponsoring of a pro-accountability measure.

FIRST	LAST	PARTY	STATE	ACTIONABLE			LEADERSHIP															
				A	B	C	D	E	F	G	H	I	J	K	L	M	N	O	P	Q	R	S
Brendan	Boyle	D	PA	1	1	1	0	1	0	0	1	0	1	0	0	0	0	0	0	0	0	0
Kevin	Brady	R	TX	0	0	0	0	0	0	0	0	0	0	0	0	0	0	0	0	0	0	0
Robert	Brady	D	PA	0	1	1	1	0	0	0	1	0	1	0	0	0	0	0	0	0	1	0
David	Brat	R	VA	0	1	0	0	0	0	0	0	0	0	0	0	0	0	0	0	0	0	0
Jim	Bridenstine	R	OK	0	1	0	0	0	0	0	0	0	0	0	0	0	0	0	0	0	0	0
Mo	Brooks	R	AL	0	1	0	0	0	0	0	0	0	0	0	0	0	0	0	0	0	0	0
Susan	Brooks	R	IN	0	0	0	0	0	0	1	0	0	0	0	0	0	0	0	0	0	0	0
Corrine	Brown	D	FL	1	1	1	0	0	0	0	1	0	0	0	0	0	0	0	0	0	0	0
Julia	Brownley	D	CA	1	1	1	0	1	0	1	1	0	1	0	1	0	0	0	0	0	1	0
Vern	Buchanan	R	FL	0	0	0	0	0	0	0	0	0	0	0	0	0	0	0	0	0	0	0
Ken	Buck	R	CO	0	1	0	0	0	0	0	0	0	0	0	0	0	0	0	0	0	0	0
Larry	Bucshon	R	IN	0	0	0	0	0	0	0	0	0	0	0	0	0	0	0	0	0	0	0
Michael	Burgess	R	TX	0	1	0	0	0	0	0	0	0	0	0	0	0	0	0	0	0	0	0
Cheri	Bustos	D	IL	0	1	1	0	0	0	0	1	0	1	0	0	0	0	0	0	0	0	0
George	Butterfield	D	NC	1	1	1	0	0	0	0	0	0	0	0	0	0	0	0	0	0	0	0
Bradley	Byrne	R	AL	0	1	0	0	0	0	0	0	0	0	0	0	0	0	0	0	0	0	0
Ken	Calvert	R	CA	0	0	0	0	0	0	0	0	0	0	0	0	0	0	0	0	0	0	0
Lois	Capps	D	CA	1	1	1	1	0	0	0	1	0	1	0	0	0	0	0	0	0	0	0
Michael	Capuano	D	MA	1	1	1	1	1	0	1	1	0	1	0	1	0	0	0	0	0	1	1
Tony	Cárdenas	D	CA	1	1	1	0	0	0	1	0	0	1	0	0	0	0	0	0	0	0	0
John	Carney	D	DE	1	1	1	0	0	0	0	1	0	1	0	0	0	0	0	0	0	0	0
André	Carson	D	IN	1	1	1	1	0	0	1	1	0	1	0	1	0	0	0	0	0	0	0
Buddy	Carter	R	GA	0	0	0	0	0	0	0	0	0	0	0	0	0	0	0	0	0	0	0

Under "Actionable," 1 indicates a vote for a pro-accountability measure, 0 indicates a vote against a pro-accountability measure.

Under "Leadership," 1 indicates the sponsoring or co-sponsoring of a pro-accountability measure.

FIRST	LAST	PARTY	STATE	ACTIONABLE			LEADERSHIP															
				A	B	C	D	E	F	G	H	I	J	K	L	M	N	O	P	Q	R	S
John	Carter	R	TX	n/a	0	0	0	0	0	0	0	0	0	0	0	0	0	0	0	0	0	0
Matthew	Cartwright	D	PA	1	1	1	1	0	1	0	1	0	1	0	0	0	0	0	0	0	1	0
Kathy	Castor	D	FL	1	1	1	0	0	0	0	1	0	1	0	0	0	0	0	0	0	0	0
Joaquín	Castro	D	TX	1	1	1	0	0	0	0	1	0	1	0	0	0	0	0	0	0	0	0
Steve	Chabot	R	OH	0	0	0	0	0	0	0	0	0	0	0	0	0	0	0	0	0	0	0
Jason	Chaffetz	R	UT	0	0	0	0	0	0	0	0	0	0	0	0	0	0	0	0	0	0	0
Judy	Chu	D	CA	1	1	1	1	0	0	1	1	0	1	0	0	0	0	0	0	0	0	0
David	Cicilline	D	RI	1	1	1	1	1	0	1	1	0	1	0	1	0	0	0	0	0	0	0
Katherine	Clark	D	MA	1	1	1	1	1	0	0	1	0	1	0	0	0	0	0	0	0	0	0
Yvette	Clarke	D	NY	1	1	1	0	0	0	1	1	0	0	0	0	0	0	0	0	0	0	0
Curtis	Clawson	R	FL	0	1	0	0	0	0	0	0	0	0	0	0	0	0	0	0	0	0	0
William	Clay	D	MO	1	1	1	0	0	0	0	1	0	0	0	0	0	0	0	0	0	0	0
Emanuel	Cleaver	D	MO	1	1	1	0	0	0	0	0	0	0	0	0	0	0	0	0	0	0	0
James	Clyburn	D	SC	0	1	1	0	0	0	0	0	0	1	0	0	0	0	0	0	0	0	0
Mike	Coffman	R	CO	0	0	0	0	0	0	0	0	0	0	0	0	0	0	0	0	0	0	0
Steve	Cohen	D	TN	1	1	1	1	1	0	1	1	0	1	1	0	0	0	0	0	0	1	0
Tom	Cole	R	OK	0	0	0	0	0	1	0	0	0	0	0	0	0	0	0	0	0	0	0
Chris	Collins	R	NY	0	1	0	0	0	0	0	0	0	0	0	0	0	0	0	0	0	0	0
Doug	Collins	R	GA	0	1	0	0	0	0	0	0	0	0	0	0	0	0	0	0	0	0	0
Barbara	Comstock	R	VA	0	0	0	0	0	0	0	0	0	0	0	0	0	0	0	0	0	0	0
Mike	Conaway	R	TX	0	0	0	0	0	0	0	0	0	0	0	0	0	0	0	0	0	0	0
Gerald	Connolly	D	VA	1	0	1	1	1	0	1	1	0	1	0	0	0	0	0	0	0	0	0
John	Conyers	D	MI	1	1	1	1	1	0	0	1	0	1	1	0	0	1	0	1	1	0	0

Under "Actionable," 1 indicates a vote for a pro-accountability measure, 0 indicates a vote against a pro-accountability measure.

Under "Leadership," 1 indicates the sponsoring or co-sponsoring of a pro-accountability measure.

FIRST	LAST	PARTY	STATE	ACTIONABLE			LEADERSHIP															
				A	B	C	D	E	F	G	H	I	J	K	L	M	N	O	P	Q	R	S
Paul	Cook	R	CA	0	1	0	0	0	0	0	0	0	0	0	0	0	0	0	0	0	0	0
Jim	Cooper	D	TN	0	0	1	0	0	1	0	1	0	0	0	0	0	0	0	0	0	0	0
Jim	Costa	D	CA	0	0	1	0	0	0	0	0	0	1	0	0	0	0	0	0	0	0	0
Ryan	Costello	R	PA	0	0	1	0	0	0	1	0	0	0	0	0	0	0	0	0	0	0	0
Joe	Courtney	D	CT	1	1	1	1	0	0	0	1	0	1	0	0	0	0	0	0	0	1	0
Kevin	Cramer	R	ND	0	0	0	0	0	1	0	0	0	0	0	0	0	0	0	0	0	0	0
Rick	Crawford	R	AR	0	0	0	0	0	0	0	0	0	0	0	0	0	0	0	0	0	0	0
Ander	Crenshaw	R	FL	0	0	0	0	0	0	0	0	0	0	0	0	0	0	0	0	0	0	0
Joseph	Crowley	D	NY	1	1	1	0	1	0	0	1	0	1	0	0	0	0	0	0	0	0	0
Henry	Cuellar	D	TX	0	0	1	0	0	0	0	0	0	0	0	0	0	0	0	0	0	0	0
John	Culberson	R	TX	0	0	0	0	0	0	0	0	0	0	0	0	0	0	0	0	0	0	0
Elijah	Cummings	D	MD	1	1	1	1	1	0	0	1	0	1	0	0	0	0	0	0	0	0	0
Carlos	Curbelo	R	FL	0	0	0	0	0	0	0	0	0	0	0	0	0	0	0	0	0	0	0
LaHood	Darin	R	IL	n/a	n/a	0	0	0	0	0	0	0	0	0	0	0	0	0	0	0	0	0
Danny	Davis	D	IL	1	1	1	0	0	0	0	1	0	1	0	0	0	0	0	0	0	0	0
Rodney	Davis	R	IL	0	1	0	0	0	0	0	0	0	0	0	0	0	0	0	0	0	0	0
Susan	Davis	D	CA	1	0	1	0	1	0	0	1	0	1	0	0	0	0	0	0	0	0	0
Peter	DeFazio	D	OR	1	1	1	1	1	0	1	1	0	1	0	0	1	0	0	0	1	1	1
Diana	DeGette	D	CO	1	1	1	1	0	0	0	0	0	1	0	0	0	0	0	0	0	0	0
John	Delaney	D	MD	1	0	1	1	0	0	0	1	0	1	0	0	0	0	0	0	0	0	0
Rosa	DeLauro	D	CT	1	1	1	1	0	0	0	1	0	1	0	0	0	0	0	0	1	0	0
Suzan	DelBene	D	WA	1	0	1	1	0	0	0	1	0	1	0	0	0	0	0	0	0	0	0
Jeff	Denham	R	CA	0	0	0	0	0	0	0	0	0	0	0	0	0	0	0	0	0	0	0

Under "Actionable," 1 indicates a vote for a pro-accountability measure, 0 indicates a vote against a pro-accountability measure.

Under "Leadership," 1 indicates the sponsoring or co-sponsoring of a pro-accountability measure.

FIRST	LAST	PARTY	STATE	ACTIONABLE			LEADERSHIP															
				A	B	C	D	E	F	G	H	I	J	K	L	M	N	O	P	Q	R	S
Charles	Dent	R	PA	0	0	0	0	0	0	0	0	0	0	0	0	0	0	0	0	0	0	0
Ron	DeSantis	R	FL	0	0	0	0	0	0	0	0	0	0	0	0	0	0	0	0	0	0	0
Mark	DeSaulnier	D	CA	1	1	1	1	1	0	1	1	0	1	0	0	0	0	0	0	0	0	0
Scott	DesJarlais	R	TN	0	0	0	0	0	0	0	0	0	0	0	0	0	0	0	0	0	0	0
Theodore	Deutch	D	FL	1	1	1	1	1	0	0	1	0	1	0	0	0	0	0	0	0	0	0
Mario	Diaz-Balart	R	FL	0	0	0	0	0	0	0	0	0	0	0	0	0	0	0	0	0	0	0
Debbie	Dingell	D	MI	1	1	1	0	0	0	0	0	0	0	0	0	0	0	0	0	0	0	0
Lloyd	Doggett	D	TX	1	1	1	0	0	0	1	0	0	0	0	0	0	0	0	0	0	1	0
Bob	Dold	R	IL	0	0	0	0	0	0	0	0	0	0	0	0	0	0	0	0	0	0	0
Daniel	Donovan	R	NY	n/a	1	0	0	0	0	0	0	0	0	0	0	0	0	0	0	0	0	0
Michael	Doyle	D	PA	0	1	1	0	0	0	0	1	0	0	0	0	0	0	0	0	0	0	0
Tammy	Duckworth	D	IL	n/a	1	1	1	1	0	0	1	0	1	0	0	0	0	0	0	0	0	0
Sean	Duffy	R	WI	0	0	0	0	0	0	0	0	0	0	0	0	0	0	0	0	0	0	0
Jeff	Duncan	R	SC	0	1	0	0	0	0	0	0	0	0	0	0	0	0	0	0	0	0	0
John	Duncan	R	TN	1	1	0	0	0	0	0	0	0	0	0	0	0	0	0	0	0	0	0
Donna	Edwards	D	MD	1	1	1	1	1	0	0	1	0	1	0	0	0	0	0	0	0	1	0
Keith	Ellison	D	MN	1	1	1	1	1	0	1	1	1	1	0	1	0	0	1	0	1	1	1
Renee	Ellmers	R	NC	0	0	0	0	0	0	0	0	0	0	0	0	0	0	0	0	0	0	0
Tom	Emmer	R	MN	0	0	0	0	0	0	1	0	0	0	0	0	0	0	0	0	0	0	0
Eliot	Engel	D	NY	1	1	1	1	0	0	0	1	0	1	0	0	0	0	0	0	0	0	0
Anna	Eshoo	D	CA	1	1	1	0	1	0	1	1	0	1	0	0	0	0	0	0	0	1	0
Elizabeth	Esty	D	CT	1	1	1	1	0	0	0	1	0	1	0	0	0	0	0	0	0	0	0
Blake	Farenthold	R	TX	0	1	0	0	0	0	0	0	0	0	0	0	0	0	0	0	0	0	0

Under "Actionable," 1 indicates a vote for a pro-accountability measure, 0 indicates a vote against a pro-accountability measure.

Under "Leadership," 1 indicates the sponsoring or co-sponsoring of a pro-accountability measure.

FIRST	LAST	PARTY	STATE	ACTIONABLE			LEADERSHIP															
				A	B	C	D	E	F	G	H	I	J	K	L	M	N	O	P	Q	R	S
Sam	Farr	D	CA	1	0	1	1	0	0	0	1	0	1	0	0	0	0	0	0	0	0	0
Chaka	Fattah	D	PA	1	1	n/a	1	0	1	1	0	0	0	0	0	0	0	0	0	0	0	0
Stephen	Fincher	R	TN	1	0	0	0	0	0	0	0	0	0	0	0	0	0	0	0	0	0	0
Michael	Fitzpatrick	R	PA	0	0	0	0	0	0	1	0	0	0	0	0	0	0	0	0	0	0	0
Charles	Fleischmann	R	TN	0	0	0	0	0	0	0	0	0	0	0	0	0	0	0	0	0	0	0
John	Fleming	R	LA	0	1	0	0	0	0	0	0	0	0	0	0	0	0	0	0	0	0	0
Bill	Flores	R	TX	0	0	0	0	0	0	0	0	0	0	0	0	0	0	0	0	0	0	0
Randy	Forbes	R	VA	0	0	0	0	0	0	0	0	0	0	0	0	0	0	0	0	0	0	0
Jeff	Fortenberry	R	NE	0	0	0	0	0	0	0	0	0	0	0	0	0	0	0	0	0	0	0
Bill	Foster	D	IL	1	1	1	0	1	0	0	1	0	1	0	0	0	0	0	0	0	0	1
Virginia	Foxx	R	NC	0	0	0	0	0	0	0	0	0	0	0	0	0	0	0	0	0	0	0
Lois	Frankel	D	FL	1	1	1	1	0	0	0	1	0	0	0	0	0	0	0	0	0	0	0
Trent	Franks	R	AZ	0	0	0	0	0	0	1	0	0	0	0	0	0	0	0	0	0	0	0
Rodney	Frelinghuysen	R	NJ	0	0	0	0	0	0	0	0	0	0	0	0	0	0	0	0	0	0	0
Marcia	Fudge	D	OH	1	1	1	0	0	0	0	1	0	1	0	0	0	0	0	0	0	0	0
Tulsi	Gabbard	D	HI	1	1	1	0	0	0	0	1	0	0	0	0	0	0	0	0	0	0	0
Ruben	Gallego	D	AZ	1	1	1	0	0	0	0	1	0	1	0	0	0	0	0	0	0	0	0
John	Garamendi	D	CA	1	1	1	0	0	0	0	1	0	0	0	0	0	0	0	0	0	1	0
Scott	Garrett	R	NJ	0	1	0	0	0	0	0	0	0	0	0	0	0	0	0	0	0	0	0
Bob	Gibbs	R	OH	0	0	0	0	0	0	0	0	0	0	0	0	0	0	0	0	0	0	0
Christopher	Gibson	R	NY	0	1	0	0	0	0	0	0	0	0	0	0	0	0	0	0	0	0	0
Louie	Gohmert	R	TX	0	1	0	0	0	0	0	0	0	0	0	0	0	0	0	0	0	0	0
Bob	Goodlatte	R	VA	0	0	0	0	0	0	0	0	0	0	0	0	0	0	0	0	0	0	0

Under "Actionable," 1 indicates a vote for a pro-accountability measure, 0 indicates a vote against a pro-accountability measure.

Under "Leadership," 1 indicates the sponsoring or co-sponsoring of a pro-accountability measure.

FIRST	LAST	PARTY	STATE	ACTIONABLE			LEADERSHIP															
				A	B	C	D	E	F	G	H	I	J	K	L	M	N	O	P	Q	R	S
Paul	Gosar	R	AZ	1	1	0	0	0	0	0	0	0	0	0	0	0	0	0	0	0	0	0
Trey	Gowdy	R	SC	0	0	0	0	0	0	0	0	0	0	0	0	0	0	0	0	0	0	0
Gwen	Graham	D	FL	0	1	1	1	0	0	0	1	0	0	0	0	0	0	0	0	0	0	0
Kay	Granger	R	TX	0	0	0	0	0	0	0	0	0	0	0	0	0	0	0	0	0	0	0
Garret	Graves	R	LA	0	0	0	0	0	0	0	0	0	0	0	0	0	0	0	0	0	0	0
Sam	Graves	R	MO	0	0	0	0	0	0	0	0	0	0	0	0	0	0	0	0	0	0	0
Tom	Graves	R	GA	0	0	0	0	0	0	0	0	0	0	0	0	0	0	0	0	0	0	0
Alan	Grayson	D	FL	1	1	1	1	0	0	1	1	0	0	0	0	0	0	0	0	0	1	0
Al	Green	D	TX	0	1	1	0	0	0	1	0	0	1	0	0	0	0	0	0	0	0	0
Gene	Green	D	TX	0	1	1	1	0	0	0	1	0	0	0	0	0	0	0	0	1	1	0
Morgan	Griffith	R	VA	0	1	0	0	0	0	0	0	0	0	0	0	0	0	0	0	0	0	0
Raúl	Grijalva	D	AZ	1	1	1	1	1	0	0	1	0	1	0	1	0	0	0	0	1	0	0
Glenn	Grothman	R	WI	0	0	0	0	0	0	0	0	0	0	0	0	0	0	0	0	0	0	0
Frank	Guinta	R	NH	0	0	0	0	0	0	0	0	0	0	0	0	0	0	0	0	0	0	0
Brett	Guthrie	R	KY	0	0	0	0	0	0	0	0	0	0	0	0	0	0	0	0	0	0	0
Luis	Gutiérrez	D	IL	1	1	1	1	1	0	0	1	0	1	0	0	0	0	0	0	0	0	0
Janice	Hahn	D	CA	1	1	1	0	0	0	0	0	0	0	0	0	0	0	0	0	0	0	0
Richard	Hanna	R	NY	0	0	1	0	0	0	0	0	0	0	0	0	0	0	0	0	0	0	0
Crescent	Hardy	R	NV	0	0	0	0	0	0	0	0	0	0	0	0	0	0	0	0	0	0	0
Gregg	Harper	R	MS	0	0	0	0	0	0	0	0	0	0	0	0	0	0	0	0	0	0	0
Andy	Harris	R	MD	0	1	0	0	0	0	0	0	0	0	0	0	0	0	0	0	0	0	0
Vicky	Hartzler	R	MO	0	0	0	0	0	0	0	0	0	0	0	0	0	0	0	0	0	0	0
Alcee	Hastings	D	FL	1	1	1	1	1	0	0	1	0	1	0	0	0	0	0	0	0	1	0

Under "Actionable," 1 indicates a vote for a pro-accountability measure, 0 indicates a vote against a pro-accountability measure.

Under "Leadership," 1 indicates the sponsoring or co-sponsoring of a pro-accountability measure.

FIRST	LAST	PARTY	STATE	ACTIONABLE			LEADERSHIP															
				A	B	C	D	E	F	G	H	I	J	K	L	M	N	O	P	Q	R	S
Denny	Heck	D	WA	1	1	1	0	0	0	0	1	0	1	0	0	0	0	0	0	0	0	0
Joseph	Heck	R	NV	0	0	0	0	0	0	0	0	0	0	0	0	0	0	0	0	0	0	0
Jeb	Hensarling	R	TX	0	0	0	0	0	0	0	0	0	0	0	0	0	0	0	0	0	0	0
Jaime	Herrera Beutler	R	WA	0	0	0	0	0	0	0	0	0	0	0	0	0	0	0	0	0	0	0
Jody	Hice	R	GA	0	0	0	0	0	0	0	0	0	0	0	0	0	0	0	0	0	0	0
Brian	Higgins	D	NY	1	1	1	1	0	0	1	1	0	1	0	0	0	0	0	0	0	1	0
French	Hill	R	AR	0	0	0	0	0	0	0	0	0	0	0	0	0	0	0	0	0	0	0
James	Himes	D	CT	1	0	1	0	0	0	0	1	0	1	0	1	0	0	0	0	0	0	0
Rubén	Hinojosa	D	TX	1	0	1	1	1	0	0	1	0	1	0	0	0	0	0	0	0	0	0
George	Holding	R	NC	0	0	0	0	0	0	0	0	0	0	0	0	0	0	0	0	0	0	0
Michael	Honda	D	CA	1	1	1	1	1	0	0	1	0	1	0	0	0	0	0	0	0	0	1
Steny	Hoyer	D	MD	1	1	1	0	0	0	0	0	0	1	0	0	0	0	0	0	0	0	0
Richard	Hudson	R	NC	0	0	0	0	0	0	0	0	0	0	0	0	0	0	0	0	0	0	0
Tim	Huelskamp	R	KS	0	0	0	0	0	0	0	0	0	0	0	0	0	0	0	0	0	0	0
Jared	Huffman	D	CA	1	1	1	1	1	0	0	1	0	1	0	0	0	0	0	0	0	0	0
Bill	Huizenga	R	MI	0	0	0	0	0	0	0	0	0	0	0	0	0	0	0	0	0	0	0
Randy	Hultgren	R	IL	0	0	0	0	0	0	1	0	0	0	0	0	0	0	0	0	0	0	0
Duncan	Hunter	R	CA	0	1	0	0	0	0	0	0	0	0	0	0	0	0	0	0	0	0	0
Will	Hurd	R	TX	0	0	0	0	0	0	0	0	0	0	0	0	0	0	0	0	0	0	0
Robert	Hurt	R	VA	0	0	0	0	0	0	0	0	0	0	0	0	0	0	0	0	0	0	0
Steve	Israel	D	NY	1	1	1	0	0	0	0	1	0	1	0	0	0	0	0	0	0	0	0
Darrell	Issa	R	CA	0	0	0	0	0	0	1	0	0	0	0	0	0	0	0	0	0	0	0
Sheila	Jackson Lee	D	TX	0	1	1	1	0	0	1	1	0	0	0	0	0	0	0	0	0	1	0

Under "Actionable," 1 indicates a vote for a pro-accountability measure, 0 indicates a vote against a pro-accountability measure.

Under "Leadership," 1 indicates the sponsoring or co-sponsoring of a pro-accountability measure.

FIRST	LAST	PARTY	STATE	ACTIONABLE			LEADERSHIP															
				A	B	C	D	E	F	G	H	I	J	K	L	M	N	O	P	Q	R	S
Hakeem	Jeffries	D	NY	1	1	1	0	0	0	0	1	0	0	0	0	0	0	0	0	0	0	0
Evan	Jenkins	R	WV	0	1	0	0	0	0	0	0	0	0	0	0	0	0	0	0	0	0	0
Lynn	Jenkins	R	KS	0	0	0	0	0	0	1	0	0	0	0	0	0	0	0	0	0	0	0
Bill	Johnson	R	OH	0	0	0	0	0	0	1	0	0	0	0	0	0	0	0	0	0	0	0
Eddie	Johnson	D	TX	1	0	1	1	1	0	0	1	0	1	0	0	0	0	0	0	0	0	0
Henry	Johnson	D	GA	1	1	1	1	0	0	0	1	0	0	0	0	0	0	0	0	0	1	0
Sam	Johnson	R	TX	0	0	0	0	0	0	0	0	0	0	0	0	0	0	0	0	0	0	0
David	Jolly	R	FL	0	1	0	0	0	0	0	0	0	0	0	0	0	0	0	0	0	0	0
Walter	Jones	R	NC	0	1	0	0	0	0	0	1	0	0	0	0	0	0	0	0	1	1	0
Jim	Jordan	R	OH	0	1	0	0	0	0	0	0	0	0	0	0	0	0	0	0	0	0	0
David	Joyce	R	OH	0	1	0	0	0	0	0	0	0	0	0	0	0	0	0	0	0	0	0
Marcy	Kaptur	D	OH	1	1	1	1	1	1	0	1	0	1	0	0	0	0	0	0	1	0	0
John	Katko	R	NY	0	1	0	0	0	0	0	0	0	0	0	0	0	0	0	0	0	0	0
William	Keating	D	MA	1	1	1	0	1	0	0	1	0	1	0	0	0	0	0	0	0	0	0
Mike	Kelly	R	PA	0	0	0	0	0	0	0	0	0	0	0	0	0	0	0	0	0	0	0
Robin	Kelly	D	IL	1	1	1	0	0	0	0	1	0	0	0	0	0	0	0	0	0	1	0
Trent	Kelly	R	MS	n/a	1	0	0	0	0	0	0	0	0	0	0	0	0	0	0	0	0	0
Joseph	Kennedy	D	MA	1	1	1	1	0	0	0	1	0	0	0	0	0	0	0	0	0	0	0
Daniel	Kildee	D	MI	1	1	1	1	0	0	0	1	0	1	0	1	0	0	0	0	0	0	0
Derek	Kilmer	D	WA	1	0	1	0	0	0	0	1	0	1	0	0	0	0	0	0	0	0	0
Ron	Kind	D	WI	1	0	1	0	1	0	0	1	0	0	0	0	0	0	0	0	0	0	0
Peter	King	R	NY	0	0	0	0	0	0	1	0	0	0	0	0	0	0	0	0	0	0	1
Steve	King	R	IA	0	0	0	0	0	0	0	0	0	0	0	0	0	0	0	0	0	0	0

Under "Actionable," 1 indicates a vote for a pro-accountability measure, 0 indicates a vote against a pro-accountability measure.

Under "Leadership," 1 indicates the sponsoring or co-sponsoring of a pro-accountability measure.

FIRST	LAST	PARTY	STATE	ACTIONABLE			LEADERSHIP															
				A	B	C	D	E	F	G	H	I	J	K	L	M	N	O	P	Q	R	S
Adam	Kinzinger	R	IL	0	0	0	0	0	0	0	0	0	0	0	0	0	0	0	0	0	0	0
Ann	Kirkpatrick	D	AZ	1	1	1	1	0	0	0	1	0	0	0	0	0	0	0	0	0	0	0
John	Kline	R	MN	0	0	0	0	0	0	1	0	0	0	0	0	0	0	0	0	0	0	0
Steve	Knight	R	CA	0	0	0	0	0	0	0	0	0	0	0	0	0	0	0	0	0	0	0
Ann	Kuster	D	NH	1	1	1	0	0	0	1	1	0	1	0	0	0	0	0	0	0	1	0
Raúl	Labrador	R	ID	0	1	0	0	0	0	0	0	0	0	0	0	0	0	0	0	0	0	0
Doug	LaMalfa	R	CA	0	0	0	0	0	0	0	0	0	0	0	0	0	0	0	0	0	0	0
Doug	Lamborn	R	CO	0	0	0	0	0	0	0	0	0	0	0	0	0	0	0	0	0	0	0
Leonard	Lance	R	NJ	0	0	0	0	0	0	0	0	0	0	0	1	0	0	0	0	0	0	0
James	Langevin	D	RI	1	1	1	0	0	0	0	1	0	1	0	0	0	0	0	0	0	1	0
Rick	Larsen	D	WA	1	0	1	0	0	0	0	1	0	1	0	0	0	0	0	0	0	0	0
John	Larson	D	CT	1	1	1	0	1	0	0	1	0	1	0	0	0	0	0	0	0	0	0
Robert	Latta	R	OH	0	0	0	0	0	0	0	0	0	0	0	0	0	0	0	0	0	0	0
Brenda	Lawrence	D	MI	1	1	1	0	0	0	1	1	0	1	0	0	0	0	0	0	0	0	0
Barbara	Lee	D	CA	1	1	1	1	0	0	0	1	0	1	0	0	1	0	0	0	0	0	1
Sander	Levin	D	MI	1	1	1	0	0	0	1	1	0	1	0	0	0	0	0	0	0	0	0
John	Lewis	D	GA	1	1	1	0	0	0	1	1	0	0	0	1	0	0	0	0	0	0	0
Ted	Lieu	D	CA	1	1	1	0	1	0	1	1	0	1	0	1	0	0	0	0	0	0	0
Daniel	Lipinski	D	IL	0	1	1	1	0	0	0	0	0	1	0	0	0	0	0	0	0	0	0
Frank	LoBiondo	R	NJ	0	1	0	0	0	0	0	0	0	0	0	0	0	0	0	0	0	0	1
David	Loeb sack	D	IA	0	1	1	1	0	0	0	1	0	1	0	1	0	0	0	0	0	0	0
Zoe	Lofgren	D	CA	1	1	1	1	1	0	0	1	1	1	0	1	0	0	0	0	0	0	0
Billy	Long	R	MO	0	0	0	0	0	0	0	0	0	0	0	0	0	0	0	0	0	0	0

Under "Actionable," 1 indicates a vote for a pro-accountability measure, 0 indicates a vote against a pro-accountability measure.

Under "Leadership," 1 indicates the sponsoring or co-sponsoring of a pro-accountability measure.

FIRST	LAST	PARTY	STATE	ACTIONABLE			LEADERSHIP															
				A	B	C	D	E	F	G	H	I	J	K	L	M	N	O	P	Q	R	S
Barry	Loudermilk	R	GA	0	0	0	0	0	0	0	0	0	0	0	0	0	0	0	0	0	0	0
Mia	Love	R	UT	0	0	0	0	0	0	0	0	0	0	0	0	0	0	0	0	0	0	0
Alan	Lowenthal	D	CA	1	1	1	0	0	0	0	1	0	1	0	0	0	0	0	0	0	0	1
Nita	Lowey	D	NY	1	1	1	0	0	0	0	1	0	1	0	1	0	0	0	0	0	0	0
Frank	Lucas	R	OK	0	0	0	0	0	0	0	0	0	0	0	0	0	0	0	0	0	0	0
Blaine	Luetkemeyer	R	MO	0	0	0	0	0	0	0	0	0	0	0	0	0	0	0	0	0	0	0
Ben	Luján	D	NM	1	1	1	0	0	0	0	1	0	1	0	0	0	0	0	0	0	0	0
Michelle	Lujan Grisham	D	NM	1	1	1	0	0	0	0	1	0	1	0	0	0	0	0	0	0	0	0
Cynthia	Lummis	R	WY	0	1	0	0	0	1	0	0	0	0	0	0	0	0	0	0	0	0	0
Stephen	Lynch	D	MA	1	1	1	1	1	0	0	1	0	1	0	0	0	0	0	0	1	1	1
Tom	MacArthur	R	NJ	0	1	1	0	0	0	0	0	0	0	0	0	0	0	0	0	0	0	0
Carolyn	Maloney	D	NY	1	1	1	1	1	0	0	1	0	1	0	1	0	0	0	0	0	0	1
Sean	Maloney	D	NY	0	1	1	0	1	0	0	1	0	1	0	0	0	0	0	0	0	0	0
Kenny	Marchant	R	TX	0	0	0	0	0	0	0	0	0	0	0	0	0	0	0	0	0	0	0
Tom	Marino	R	PA	0	0	0	0	0	0	1	0	0	0	0	0	0	0	0	0	0	0	0
Thomas	Massie	R	KY	0	1	0	0	0	0	0	0	0	0	0	0	0	0	0	0	0	0	0
Doris	Matsui	D	CA	1	1	1	1	0	0	0	1	0	1	0	0	0	0	0	0	0	0	0
Kevin	McCarthy	R	CA	0	0	0	0	0	0	0	0	0	0	0	0	0	0	0	0	0	0	0
Michael	McCaul	R	TX	0	0	0	0	0	0	0	0	0	0	0	0	0	0	0	0	0	0	0
Tom	McClintock	R	CA	0	0	0	0	0	0	0	0	0	0	0	0	0	0	0	0	0	0	0
Betty	McCollum	D	MN	1	1	1	1	0	0	0	1	0	1	0	1	0	0	0	0	0	1	0
Jim	McDermott	D	WA	1	1	1	0	0	0	0	1	0	1	0	0	0	0	0	0	0	0	0
James	McGovern	D	MA	1	1	1	1	1	0	1	1	0	1	0	0	0	0	0	0	1	1	0

Under "Actionable," 1 indicates a vote for a pro-accountability measure, 0 indicates a vote against a pro-accountability measure.

Under "Leadership," 1 indicates the sponsoring or co-sponsoring of a pro-accountability measure.

FIRST	LAST	PARTY	STATE	ACTIONABLE			LEADERSHIP																
				A	B	C	D	E	F	G	H	I	J	K	L	M	N	O	P	Q	R	S	
Patrick	McHenry	R	NC	0	0	0	0	0	0	0	0	0	0	0	0	0	0	0	0	0	0	0	
David	McKinley	R	WV	0	1	0	0	0	0	0	0	0	0	0	0	0	0	0	0	0	0	0	
Cathy	McMorris Rodgers	R	WA	0	0	0	0	0	0	0	0	0	0	0	0	0	0	0	0	0	0	0	
Jerry	McNerney	D	CA	1	1	1	1	0	0	0	0	0	1	0	0	1	0	0	0	0	0	0	
Martha	McSally	R	AZ	0	0	0	0	0	0	1	0	0	0	0	0	0	0	0	0	0	0	0	
Mark	Meadows	R	NC	0	1	0	0	0	0	0	0	0	0	0	0	0	0	0	0	0	0	0	
Patrick	Meehan	R	PA	0	0	0	0	0	0	0	0	0	0	0	0	0	0	0	0	0	0	0	
Gregory	Meeks	D	NY	1	0	1	1	0	0	0	1	0	0	0	0	0	0	0	0	0	0	1	
Grace	Meng	D	NY	1	1	1	0	1	0	1	1	0	0	1	0	0	0	0	0	0	0	0	
Luke	Messer	R	IN	0	0	0	0	0	0	0	0	0	0	0	0	0	0	0	0	0	0	0	
John	Mica	R	FL	0	0	0	0	0	0	0	0	0	0	0	0	0	0	0	0	0	0	0	
Candice	Miller	R	MI	0	0	0	0	0	0	1	0	0	0	0	0	0	0	0	0	0	0	0	
Jeff	Miller	R	FL	0	0	0	0	0	0	0	0	0	0	0	0	0	0	0	0	0	0	0	
John	Moolenaar	R	MI	0	0	0	0	0	0	0	0	0	0	0	0	0	0	0	0	0	0	0	
Alex	Mooney	R	WV	0	1	0	0	0	0	1	0	0	0	0	0	0	0	0	0	0	0	0	
Gwen	Moore	D	WI	n/a	1	1	0	1	0	1	1	0	1	0	1	0	0	0	0	0	0	1	
Seth	Moulton	D	MA	1	1	1	0	0	0	1	1	0	0	0	0	0	0	0	0	0	0	0	
Markwayne	Mullin	R	OK	0	0	0	0	0	0	0	0	0	0	0	0	0	0	0	0	0	0	0	
Mick	Mulvaney	R	SC	0	1	0	0	0	0	0	0	0	0	0	0	0	0	0	0	0	0	0	
Patrick	Murphy	D	FL	0	1	1	0	1	0	0	1	0	1	1	0	0	0	0	0	0	1	0	
Tim	Murphy	R	PA	0	0	0	0	0	0	0	0	0	0	0	0	0	0	0	0	0	0	0	
Jerrold	Nadler	D	NY	1	1	1	1	0	1	0	1	0	1	0	0	0	0	0	0	0	0	0	
Grace	Napolitano	D	CA	1	1	1	0	0	0	0	1	0	1	0	0	0	0	0	0	0	0	0	

Under "Actionable," 1 indicates a vote for a pro-accountability measure, 0 indicates a vote against a pro-accountability measure.

Under "Leadership," 1 indicates the sponsoring or co-sponsoring of a pro-accountability measure.

FIRST	LAST	PARTY	STATE	ACTIONABLE			LEADERSHIP															
				A	B	C	D	E	F	G	H	I	J	K	L	M	N	O	P	Q	R	S
Richard	Neal	D	MA	1	1	1	0	0	0	0	1	0	0	0	0	0	0	0	0	0	0	0
Randy	Neugebauer	R	TX	0	0	0	0	0	0	0	0	0	0	0	0	0	0	0	0	0	0	0
Dan	Newhouse	R	WA	0	0	0	0	0	0	1	0	0	0	0	0	0	0	0	0	0	0	0
Kristi	Noem	R	SD	0	0	0	0	0	0	0	0	0	0	0	0	0	0	0	0	0	0	0
Richard	Nolan	D	MN	0	1	1	0	0	0	0	1	0	1	0	0	0	0	0	0	1	0	0
Donald	Norcross	D	NJ	0	1	1	0	0	0	0	1	0	1	0	0	0	0	0	0	0	0	0
Richard	Nugent	R	FL	0	1	1	0	0	1	0	0	0	0	0	0	0	0	0	0	0	0	0
Devin	Nunes	R	CA	0	0	0	0	0	0	0	0	0	0	0	0	0	0	0	0	0	0	0
Pete	Olson	R	TX	0	0	0	0	0	0	0	0	0	0	0	0	0	0	0	0	0	0	0
Beto	O'Rourke	D	TX	n/a	0	1	0	0	0	0	1	0	1	0	0	0	0	0	0	0	0	0
Steven	Palazzo	R	MS	0	0	0	0	0	0	0	0	0	0	0	0	0	0	0	0	0	0	0
Frank	Pallone	D	NJ	1	1	1	0	0	1	0	1	0	1	0	0	0	0	0	0	0	0	0
Gary	Palmer	R	AL	0	1	0	0	0	0	0	0	0	0	0	0	0	0	0	0	0	0	0
Bill	Pascrell	D	NJ	1	1	1	0	0	0	1	1	0	1	0	0	0	0	0	0	0	0	0
Erik	Paulsen	R	MN	0	0	0	0	0	0	0	0	0	0	0	0	0	0	0	0	0	0	0
Donald	Payne	D	NJ	1	1	1	1	0	0	0	1	0	0	0	0	0	0	0	0	0	0	0
Stevan	Pearce	R	NM	0	1	0	0	0	0	0	0	0	0	0	0	0	0	0	0	0	0	0
Nancy	Pelosi	D	CA	1	1	1	0	0	0	0	1	0	1	0	0	0	0	0	0	0	0	0
Ed	Perlmutter	D	CO	1	1	1	0	0	0	0	1	0	1	0	0	0	0	0	0	0	1	0
Scott	Perry	R	PA	0	1	0	0	0	0	0	0	0	0	0	0	0	0	0	0	0	0	0
Scott	Peters	D	CA	1	0	1	0	0	0	0	1	0	1	0	0	0	0	0	0	0	0	0
Collin	Peterson	D	MN	0	1	0	0	0	0	0	1	0	0	0	0	0	0	0	0	0	0	0
Chellie	Pingree	D	ME	1	1	1	1	1	0	0	1	0	1	0	0	0	0	0	0	0	0	1

Under "Actionable," 1 indicates a vote for a pro-accountability measure, 0 indicates a vote against a pro-accountability measure.

Under "Leadership," 1 indicates the sponsoring or co-sponsoring of a pro-accountability measure.

FIRST	LAST	PARTY	STATE	ACTIONABLE			LEADERSHIP															
				A	B	C	D	E	F	G	H	I	J	K	L	M	N	O	P	Q	R	S
Robert	Pittenger	R	NC	0	0	0	0	0	0	0	0	0	0	0	0	0	0	0	0	0	0	0
Joseph	Pitts	R	PA	0	0	0	0	0	0	1	0	0	0	0	0	0	0	0	0	0	0	0
Mark	Pocan	D	WI	1	1	1	1	1	0	1	1	0	1	0	0	0	0	0	0	1	1	0
Ted	Poe	R	TX	0	0	0	0	0	0	1	0	0	0	0	0	0	0	0	0	0	0	0
Bruce	Poliquin	R	ME	0	1	0	0	0	0	0	0	0	0	0	0	0	0	0	0	0	0	0
Jared	Polis	D	CO	1	0	1	0	0	0	1	1	0	1	0	0	0	0	0	0	0	0	0
Mike	Pompeo	R	KS	0	0	0	0	0	0	0	0	0	0	0	0	0	0	0	0	0	0	0
Bill	Posey	R	FL	0	1	0	0	0	1	0	0	0	0	0	0	0	0	0	0	0	1	0
David	Price	D	NC	1	1	1	1	0	0	0	1	0	1	0	0	0	0	0	0	0	0	0
Tom	Price	R	GA	0	0	0	0	0	0	0	0	0	0	0	0	0	0	0	0	0	0	0
Mike	Quigley	D	IL	1	0	1	0	1	0	0	1	0	1	0	0	0	0	0	0	0	0	0
Charles	Rangel	D	NY	1	1	1	1	0	0	0	1	0	0	0	0	0	0	0	0	0	0	0
John	Ratcliffe	R	TX	0	0	0	0	0	0	0	0	0	0	0	0	0	0	0	0	0	0	0
Tom	Reed	R	NY	0	0	0	0	0	0	0	0	0	0	0	0	0	0	0	0	0	0	0
David	Reichert	R	WA	0	0	0	0	0	0	0	0	0	0	0	0	0	0	0	0	0	0	0
James	Renacci	R	OH	0	0	0	0	0	0	0	0	0	0	0	0	0	0	0	0	0	0	0
Reid	Ribble	R	WI	0	0	0	0	0	0	1	0	0	0	0	0	0	0	0	0	0	0	0
Kathleen	Rice	D	NY	1	0	1	0	0	0	0	1	0	1	0	0	0	0	0	0	0	0	0
Tom	Rice	R	SC	0	0	0	0	0	0	0	0	0	0	0	0	0	0	0	0	0	0	0
Cedric	Richmond	D	LA	0	1	1	1	0	0	0	1	0	1	0	0	0	0	0	0	0	0	0
Scott	Rigell	R	VA	0	0	0	0	0	0	0	0	0	0	0	0	0	0	0	0	0	0	0
Martha	Roby	R	AL	0	0	0	0	0	0	0	0	0	0	0	0	0	0	0	0	0	0	0
Phil	Roe	R	TN	0	0	0	0	0	0	0	0	0	0	0	0	0	0	0	0	0	0	0

Under "Actionable," 1 indicates a vote for a pro-accountability measure, 0 indicates a vote against a pro-accountability measure.

Under "Leadership," 1 indicates the sponsoring or co-sponsoring of a pro-accountability measure.

FIRST	LAST	PARTY	STATE	ACTIONABLE			LEADERSHIP															
				A	B	C	D	E	F	G	H	I	J	K	L	M	N	O	P	Q	R	S
Harold	Rogers	R	KY	0	0	0	0	0	0	0	0	0	0	0	0	0	0	0	0	0	0	0
Mike	Rogers	R	AL	0	0	0	0	0	0	0	0	0	0	0	0	0	0	0	0	0	0	0
Dana	Rohrabacher	R	CA	0	1	0	0	0	0	1	0	0	0	0	0	0	0	0	0	0	0	0
Todd	Rokita	R	IN	0	0	0	0	0	0	0	0	0	0	0	0	0	0	0	0	0	0	0
Thomas	Rooney	R	FL	0	0	1	0	0	0	0	0	0	0	0	0	0	0	0	0	0	0	0
Peter	Roskam	R	IL	0	0	1	0	0	0	0	0	0	0	0	0	0	0	0	0	0	0	0
Ileana	Ros-Lehtinen	R	FL	0	0	0	0	0	0	1	0	0	0	0	0	0	0	0	0	0	0	0
Dennis	Ross	R	FL	0	0	0	0	0	0	0	0	0	0	0	0	0	0	0	0	0	0	0
Keith	Rothfus	R	PA	0	1	0	0	0	0	0	0	0	0	0	0	0	0	0	0	0	0	0
David	Rouzer	R	NC	0	0	0	0	0	0	0	0	0	0	0	0	0	0	0	0	0	0	0
Lucille	Roybal-Allard	D	CA	1	1	1	0	0	0	0	1	0	0	0	0	0	0	0	0	0	0	0
Edward	Royce	R	CA	0	0	1	0	0	0	0	0	0	0	0	0	0	0	0	0	0	0	0
Raul	Ruiz	D	CA	1	1	1	0	0	0	0	1	0	0	0	0	0	0	0	0	0	0	0
Dutch	Ruppersberger	D	MD	1	1	1	0	0	0	0	1	0	1	0	0	0	0	0	0	0	0	0
Bobby	Rush	D	IL	1	1	1	0	0	0	1	0	0	0	0	0	0	0	0	0	0	0	0
Steve	Russell	R	OK	0	1	0	0	0	0	0	0	0	0	0	0	0	0	0	0	0	0	0
Paul	Ryan	R	WI	0	0	1	0	0	0	0	0	0	0	0	0	0	0	0	0	0	0	0
Tim	Ryan	D	OH	1	1	1	1	0	0	0	1	0	1	0	0	0	0	0	0	1	1	1
Matt	Salmon	R	AZ	0	0	0	0	0	0	0	0	0	0	0	0	0	0	0	0	0	0	0
Linda	Sánchez	D	CA	1	1	1	0	0	0	0	0	0	0	0	0	0	0	0	0	0	1	0
Loretta	Sanchez	D	CA	1	1	1	0	0	0	0	0	0	0	0	0	0	0	0	0	0	0	0
Marshall	Sanford	R	SC	0	0	0	0	0	0	0	0	0	0	0	0	0	0	0	0	0	0	0
John	Sarbanes	D	MD	1	1	1	1	1	0	0	1	0	1	0	0	0	0	0	0	0	0	0

Under "Actionable," 1 indicates a vote for a pro-accountability measure, 0 indicates a vote against a pro-accountability measure.

Under "Leadership," 1 indicates the sponsoring or co-sponsoring of a pro-accountability measure.

FIRST	LAST	PARTY	STATE	ACTIONABLE			LEADERSHIP															
				A	B	C	D	E	F	G	H	I	J	K	L	M	N	O	P	Q	R	S
Steve	Scalise	R	LA	0	0	0	0	0	0	0	0	0	0	0	0	0	0	0	0	0	0	0
Janice	Schakowsky	D	IL	1	1	1	1	1	0	1	1	1	1	0	0	0	0	0	0	1	0	0
Adam	Schiff	D	CA	1	1	1	0	0	0	1	1	0	1	0	0	0	0	0	0	0	0	0
Kurt	Schrader	D	OR	0	0	1	0	0	0	0	1	0	0	0	0	0	0	0	0	0	0	0
David	Schweikert	R	AZ	0	0	0	0	0	0	1	0	0	0	0	0	0	0	0	0	0	0	0
Austin	Scott	R	GA	0	0	0	0	0	0	0	0	0	0	0	0	0	0	0	0	0	0	0
David	Scott	D	GA	0	1	1	0	0	0	0	0	0	0	0	0	0	0	0	0	0	0	0
Robert	Scott	D	VA	1	1	1	1	1	0	0	1	0	1	0	0	0	0	0	0	0	0	0
Jim	Sensenbrenner	R	WI	0	0	0	0	0	0	0	0	0	0	0	0	0	0	0	0	0	0	0
José	Serrano	D	NY	1	1	1	1	1	0	0	1	0	1	0	0	0	0	0	0	0	0	0
Pete	Sessions	R	TX	0	0	0	0	0	0	0	0	0	0	0	0	0	0	0	0	0	0	0
Terri	Sewell	D	AL	0	0	1	0	0	0	0	0	0	0	0	0	0	0	0	0	0	0	0
Brad	Sherman	D	CA	1	1	1	0	0	0	0	1	0	1	0	0	1	0	0	0	0	0	0
John	Shimkus	R	IL	0	0	0	0	0	0	0	0	0	0	0	0	0	0	0	0	0	0	0
Bill	Shuster	R	PA	0	0	0	0	0	0	0	0	0	0	0	0	0	0	0	0	0	0	0
Michael	Simpson	R	ID	0	0	0	0	0	0	0	0	0	0	0	0	0	0	0	0	0	0	0
Kyrsten	Sinema	D	AZ	1	1	1	0	0	0	0	0	0	1	0	1	0	0	0	0	0	0	0
Albio	Sires	D	NJ	0	1	1	0	0	0	0	1	0	0	0	0	0	0	0	0	0	0	0
Louise	Slaughter	D	NY	1	1	1	1	1	0	1	1	0	1	0	0	0	0	0	0	1	1	0
Adam	Smith	D	WA	1	1	1	1	0	0	0	1	0	1	0	0	0	0	0	0	0	0	0
Adrian	Smith	R	NE	0	0	0	0	0	0	0	0	0	0	0	0	0	0	0	0	0	0	0
Christopher	Smith	R	NJ	0	1	1	0	0	0	1	0	0	0	0	1	0	0	0	0	0	0	0
Jason	Smith	R	MO	0	0	0	0	0	0	0	0	0	0	0	0	0	0	0	0	0	0	0

Under "Actionable," 1 indicates a vote for a pro-accountability measure, 0 indicates a vote against a pro-accountability measure.

Under "Leadership," 1 indicates the sponsoring or co-sponsoring of a pro-accountability measure.

FIRST	LAST	PARTY	STATE	ACTIONABLE			LEADERSHIP															
				A	B	C	D	E	F	G	H	I	J	K	L	M	N	O	P	Q	R	S
Lamar	Smith	R	TX	0	0	0	0	0	0	0	0	0	0	0	0	0	0	0	0	0	0	0
Jackie	Speier	D	CA	1	1	1	1	0	0	0	1	0	0	0	0	0	0	0	0	0	0	0
Elise	Stefanik	R	NY	0	0	0	0	0	0	0	0	0	0	0	0	0	0	0	0	0	0	0
Chris	Stewart	R	UT	0	0	0	0	0	0	0	0	0	0	0	0	0	0	0	0	0	0	0
Steve	Stivers	R	OH	0	0	0	0	0	0	0	0	0	0	0	0	0	0	0	0	0	0	0
Marlin	Stutzman	R	IN	0	0	0	0	0	0	0	0	0	0	0	0	0	0	0	0	0	0	0
Eric	Swalwell	D	CA	1	1	1	1	0	0	0	1	0	1	0	0	0	1	0	0	1	0	0
Mark	Takai	D	HI	1	1	n/a	0	0	0	0	1	0	0	0	0	0	0	0	0	0	0	0
Mark	Takano	D	CA	1	1	1	1	1	0	0	1	0	1	0	1	0	0	0	0	0	0	0
Bennie	Thompson	D	MS	1	1	1	0	0	0	0	0	0	0	0	0	0	0	0	0	0	0	0
Glenn	Thompson	R	PA	0	0	0	0	0	0	0	0	0	0	0	0	0	0	0	0	0	0	0
Mike	Thompson	D	CA	1	1	1	0	0	0	0	1	0	1	0	0	0	0	0	0	0	0	0
Mac	Thornberry	R	TX	0	0	0	0	0	0	0	0	0	0	0	0	0	0	0	0	0	0	0
Patrick	Tiberi	R	OH	0	0	0	0	0	0	0	0	0	0	0	0	0	0	0	0	0	0	0
Scott	Tipton	R	CO	0	0	0	0	0	0	0	0	0	0	0	0	0	0	0	0	0	0	0
Dina	Titus	D	NV	1	1	1	0	1	0	0	1	0	1	0	0	0	0	0	0	0	0	0
Paul	Tonko	D	NY	1	1	1	1	0	0	0	1	0	1	0	0	0	0	0	1	0	0	0
Norma	Torres	D	CA	1	1	1	0	0	0	0	1	0	1	0	0	0	0	0	0	0	0	0
Dave	Trott	R	MI	0	0	0	0	0	1	0	0	0	0	0	0	0	0	0	0	0	0	0
Niki	Tsongas	D	MA	1	1	1	1	1	0	0	1	0	1	0	0	0	0	0	0	0	0	0
Michael	Turner	R	OH	0	0	1	0	0	0	1	0	0	0	0	0	0	0	0	0	1	0	0
Fred	Upton	R	MI	0	0	0	0	0	0	0	0	0	0	0	0	0	0	0	0	0	0	0
David	Valadao	R	CA	0	0	0	0	0	0	0	0	0	0	0	0	0	0	0	0	0	0	0

Under "Actionable," 1 indicates a vote for a pro-accountability measure, 0 indicates a vote against a pro-accountability measure.

Under "Leadership," 1 indicates the sponsoring or co-sponsoring of a pro-accountability measure.

FIRST	LAST	PARTY	STATE	ACTIONABLE			LEADERSHIP															
				A	B	C	D	E	F	G	H	I	J	K	L	M	N	O	P	Q	R	S
Chris	Van Hollen	D	MD	1	1	1	1	0	0	1	1	0	1	0	0	0	0	0	0	0	0	0
Juan	Vargas	D	CA	1	1	1	0	0	0	0	1	0	1	0	0	0	0	0	0	0	0	0
Marc	Veasey	D	TX	0	1	1	0	0	0	0	1	0	0	0	0	0	0	0	0	0	0	0
Filemon	Vela	D	TX	0	1	1	0	0	0	0	0	0	0	0	0	0	0	0	0	0	1	0
Nydia	Velázquez	D	NY	1	1	1	0	0	0	0	0	0	0	0	1	0	0	0	0	0	0	0
Peter	Visclosky	D	IN	1	1	1	1	0	0	0	0	0	1	0	0	0	0	0	0	0	0	0
Ann	Wagner	R	MO	0	0	0	0	0	0	0	0	0	0	0	0	0	0	0	0	0	0	0
Tim	Walberg	R	MI	0	0	0	0	0	0	0	0	0	0	0	0	0	0	0	0	0	0	0
Greg	Walden	R	OR	0	0	0	0	0	0	0	0	0	0	0	0	0	0	0	0	0	0	0
Mark	Walker	R	NC	0	0	0	0	0	0	0	0	0	0	0	0	0	0	0	0	0	0	0
Jackie	Walorski	R	IN	0	0	0	0	0	0	1	0	0	0	0	0	0	0	0	0	0	0	0
Mimi	Walters	R	CA	0	0	1	0	0	0	0	0	0	0	0	0	0	0	0	0	0	0	0
Timothy	Walz	D	MN	0	1	1	0	0	0	0	1	0	0	0	0	0	0	0	0	0	0	0
Debbie	Wasserman Schultz	D	FL	1	0	1	1	0	0	0	1	0	0	0	0	0	0	0	0	0	0	0
Maxine	Waters	D	CA	n/a	1	1	1	0	0	1	0	0	0	0	0	0	0	0	0	0	0	1
Bonnie	Watson Coleman	D	NJ	1	1	1	1	0	0	0	0	0	1	0	0	0	0	0	0	0	1	0
Randy	Weber	R	TX	0	0	0	0	0	0	1	0	0	0	0	0	0	0	0	0	0	0	0
Daniel	Webster	R	FL	0	1	0	0	0	0	0	0	0	0	0	0	0	0	0	0	0	0	0
Peter	Welch	D	VT	1	1	1	0	1	0	1	1	0	1	0	0	0	0	0	0	0	0	0
Brad	Wenstrup	R	OH	0	0	0	0	0	0	0	0	0	0	0	0	0	0	0	0	0	0	0
Bruce	Westerman	R	AR	0	0	0	0	0	0	0	0	0	0	0	0	0	0	0	0	0	0	0
Lynn	Westmoreland	R	GA	0	1	0	0	0	0	0	0	0	0	0	0	0	0	0	0	0	0	0

Under "Actionable," 1 indicates a vote for a pro-accountability measure, 0 indicates a vote against a pro-accountability measure.

Under "Leadership," 1 indicates the sponsoring or co-sponsoring of a pro-accountability measure.

FIRST	LAST	PARTY	STATE	ACTIONABLE			LEADERSHIP															
				A	B	C	D	E	F	G	H	I	J	K	L	M	N	O	P	Q	R	S
Ed	Whitfield	R	KY	0	0	0	0	0	0	0	0	0	0	0	0	0	0	0	0	0	0	0
Roger	Williams	R	TX	0	0	0	0	0	0	0	0	0	0	0	0	0	0	0	0	0	0	0
Frederica	Wilson	D	FL	1	1	1	1	0	0	0	1	0	1	0	0	0	0	0	0	0	0	0
Joe	Wilson	R	SC	0	0	0	0	0	0	0	0	0	0	0	0	0	0	0	0	0	0	0
Robert	Wittman	R	VA	0	1	0	0	0	0	0	0	0	0	0	0	0	0	0	0	0	0	0
Steve	Womack	R	AR	0	0	0	0	0	0	0	0	0	0	0	0	0	0	0	0	0	0	0
Rob	Woodall	R	GA	0	0	0	0	0	0	0	0	0	0	0	0	0	0	0	0	0	0	0
John	Yarmuth	D	KY	1	1	1	0	1	0	0	1	0	1	0	0	0	0	0	0	0	1	0
Kevin	Yoder	R	KS	0	0	0	0	0	0	0	0	0	0	0	0	0	0	0	0	0	0	0
Ted	Yoho	R	FL	0	0	0	0	0	0	0	0	0	0	0	0	0	0	0	0	0	0	0
David	Young	R	IA	0	0	0	0	0	0	0	0	0	0	0	0	0	0	0	0	0	0	0
Don	Young	R	AK	n/a	1	0	0	0	0	0	0	0	0	0	0	0	0	0	0	0	0	0
Todd	Young	R	IN	0	0	0	0	0	0	0	0	0	0	0	0	0	0	0	0	0	0	0
Lee	Zeldin	R	NY	0	1	0	0	0	0	0	0	0	0	0	0	0	0	0	0	0	0	0

Under "Actionable," 1 indicates a vote for a pro-accountability measure, 0 indicates a vote against a pro-accountability measure.

Under "Leadership," 1 indicates the sponsoring or co-sponsoring of a pro-accountability measure.

The CAC Report Card represents an effort to measure Congress's commitment to keep the power of large corporations in check, to promote transparency and responsible business practices, and to hold corporations accountable for their actions. It ensures that protecting people, not corporations, is the primary focus of our laws and policy.

Please send any feedback, comments, and concerns to
scoring@earthrights.org